

PARENT TAKE HOME SHEET



Thank you for using a Faith in Kids resource. We want to hear your feedback so we can keep improving our resources. Please use the QR code above to fill out a short form or email us at info@faithinkids.org



We hope that these sheets will help you to chat more about the Easter story with your child at home. You can use them however you want, but we have made some suggestions below.

Each sheet has a picture from the Easter story to explore and verses from John's gospel to read. We get to hear Jesus explain who he is and what he is doing as he gives his life to save his friends.

There are two paths on each sheet. Choose which path best suits your family:

- **Starting simple** - this path has one key Bible verse to read and some simple questions to answer from the verses and the picture. We finish with a suggested prayer to pray together.
- **Digging deeper** - this path has a longer Bible passage to read and some questions that dig a bit deeper into the Bible. You don't have to answer all the questions - choose ones that you want to talk about with your child. We finish with some ideas for what you could pray about together.

We hope that these help your family to enjoy Easter together.



LESSON 1

THE GARDEN: "I AM HE"



Look at the picture and choose the question path (starting simple or digging deeper) that best suits your family.



Starting simple

Read the following verse with your child: *When Jesus said, "I am he", they drew back and fell to the ground. (John 18:6)*

Use the picture and the verse to answer the following questions:

- Who is in this picture?
- What has happened to the soldiers?
- How did this happen?
- How powerful are Jesus' words?
(Circle your answer.)

Weaker than ours

Like ours

More powerful than ours

A prayer to pray: Dear God, thank you that Jesus is all-powerful and that he can make amazing things happen. Amen.

Digging deeper

Read John 18:1-12a and use the picture to talk about some of the following questions:

7s and under

- What surprising thing happened in the story?
- Why do you think Jesus let the soldiers arrest him and lead him away?

8s and over


- What clues are there in this scene that Jesus is no ordinary man?
- What is Jesus determined to do?
- What does that tell you about him?

Pray: Thank Jesus that he used his amazing power to love and save his friends. Thank him for always obeying his father and giving his life to set us free.

LESSON 2

THE CROSS: "IT IS FINISHED"

Look at the picture and choose the question path (starting simple or digging deeper) that best suits your family.



Starting simple

Read the following verse with your child: *When he had received the drink, Jesus said, "It is finished". With that, he bowed his head and gave up his spirit. (John 19:30)*

Use the picture and the verse to answer the following questions:

- What has happened to Jesus?
- What does Jesus say?
- How do you think John and Mary feel?

A Prayer to pray: Dear God, thank you that Jesus died to save his people. Amen.

Digging deeper

Read John 19:17-18 and 28-30 and use the picture to talk about some of the following questions:

7s and under

- Why do you think powerful Jesus stayed on the cross?
- How could this be good news for you?

8s and over

- What did Jesus finish at the cross?
- Imagine a moment when you feel totally awful about something that you did wrong earlier in the day. What one thing from this story could you remember to help you?

Prayer: Thank Jesus for making sure there is no punishment left for you to take. Ask him to help you remember his love and forgiveness next time you feel a failure.

LESSON 3

THE EMPTY TOMB: "MY FATHER AND YOUR FATHER"

Look at the picture and choose the question path (starting simple or digging deeper) that best suits your family.



Starting simple

Read the following verse with your child: *"I am going back to my Father and your Father; to my God and your God". (John 20:17)*

Use the picture and the verse to answer the following questions:

- Who is in the picture?
- What has happened to Jesus?
- Where is Jesus going?
- How do you think Mary feels?

A prayer to pray: Dear God, thank you that I can call you Father. Please help me to believe that Jesus is alive. Amen.

Digging deeper

Read John 20:1-18 and use the picture to talk about some of the following questions:

7s and under

- Why was Mary crying? What did she think had happened?
- What does the real, alive Jesus tell her she can call God now?

8s and over

- What clues did John and Peter find that showed them that Jesus was alive?
- How do the words Jesus speaks help you know that you have a place in God's family?

Prayer: Thank Jesus for being alive today and giving you a place in God's family, Ask him to help you remember this truth today, and on a tough day when you feel left out.

LESSON 4

THE LOCKED ROOM: "STOP DOUBTING AND BELIEVE"



Look at the picture and choose the question path (starting simple or digging deeper) that best suits your family.



Starting simple

Read the following verse with your child: *Then Jesus said to Thomas, "Put your finger here; see my hands. Reach out your hand and put it into my side. Stop doubting and believe." (John 20:27)*

Use the picture and the verse to answer the following questions:

- What does Thomas get to do?
- What does Jesus tell him?
- How do you think Thomas feels knowing that Jesus is alive?

A prayer to pray: Dear God, please help us to stop doubting and believe that Jesus is alive. Amen.

Digging deeper

Read John 20:19-20 and 24-29 and use the picture to talk about some of the following questions:

7s and under

- What did Thomas say he needed to see?
- What did Jesus tell him?
- What do you think about Jesus?

8s and over

- What changed Thomas' mind?
- What could you say you needed to believe that Jesus is alive?
- What does Jesus say to those who believe without seeing?

Pray: Thank Jesus for being alive today. Ask him to help you believe his words and keep on trusting him, even though you can't see him now.