

Sunday School resources for getting back to church

WITH GOD TOGETHER

Tackling emotions through the Psalms



LESSON 4: PSALM 33

“God is faithful”

faithin**kids**

With God Together

Copyright © 2023 Faith in Kids

www.faithinkids.org

Free licence is granted to print or copy this material for personal or noncommercial use. All illustrations, crafts and worksheets may be re-sized, copied and used as required. They are restricted to use with Faith in Kids resources only. Any unauthorised copying and distribution other than stated is prohibited.

We recommend the International Children's Bible for use with children during the lesson. Our leader's notes use the New International Version.




Scripture taken from the Holy Bible, NEW INTERNATIONAL VERSION®, NIV® Copyright © 1973, 1978, 1984, 2011 by Biblica, Inc.® Used by permission. All rights reserved worldwide.

Scripture taken from the International Children's Bible®. Copyright © 1986, 1988, 1999 by Thomas Nelson. Used by permission. All rights reserved.

Cover design and illustrations by Alex Webb-Peploe | Lesson illustrations by Magriet Brink |
Craft design by Petasha Evans | Writing Team: Amy Smith, Ed Drew, Cathy Dalton, Rachel Allord & Paula Standal

'All for the glory of God alone' (1 Corinthians 10:31)

Contents

Preparation	4
Bible Story Idea	6
Lesson Overview	9
 Explorers (3–5s)	10
 Discoverers (5–7s)	12
 Adventurers (8–11s)	14
Appendix	
Illustrations for this session	17
Craft	20
Worksheets	23
Take Home Truth	25
Lesson Planning Template	26

God is Faithful

PSALM 33



Thank you for using a Faith in Kids resource. We want to hear your feedback so we can keep improving our resources. Please [click the link](#) to fill out a short form or email us at info@faithinkids.org



Big Idea:

God is faithful. He will finish his rescue plan as he has promised. Hold on!



Faith in Kids looks like:

Children who continue trusting God when no-one else seems to.



Preparation

Pray and read the Bible passage. Read **Where are we going?**, **Look at the Passage** and **Win my heart first** to give you a better understanding of the passage and the **Big Idea**. Spend some time thinking through how this makes a difference to your life.

Read the lesson plan for the age group you will be teaching. Use a **Get Going** or **Brain Break** idea from a different age group if it is better suited to your children.

Prepare your lesson. Think through the **Take 10 minutes to focus!** questions before preparing your

Teaching Time. Use a suitable Bible translation for the **Teaching Time** for your age-group. We use the International Children's Bible which can be found online at www.biblegateway.com. Keep the **Big Idea** in your mind to help you teach it clearly in every part of your lesson. Use the blank **Lesson Template** to plan the different sections. Collect/draw/print/make what you need.

Pray for the children in your group to grasp the **Big Idea** and to live it out in their lives. Remember that you have the Holy Spirit's help as you teach God's word!



Where are we going?

We all want to feel secure, like we've got it together and can cope with whatever life brings. So we build our lives around whatever we think will keep us secure - popularity, success, money in the bank or health and fitness. In the short term, these alternatives can feel more solid than God himself. They are physical, immediate and tangible whilst our future eternal inheritance is not yet visible.

This Psalm tackles the big emotion of insecurity by encouraging us to sing and celebrate the goodness

and faithfulness of God. It challenges us to recognise the short-term God substitutes that we might trust in instead, and to realise that they will one day crumble and fail us. But God will never fail. His word is true and powerful. He is our shield of protection who we can hope in. One day he will complete the wonderful rescue plan that he has already begun. We want our children to rest in his unfailing love and know real security, whatever happens to them right now.



Look at the Passage

Praise Party v1-3 Imagine coming into church and the person at the front saying, 'YELL and WHOOP if you're saved!' Many of us might want to walk out again! But the psalmist does just that, calling God's people to join in with loud and joyful praise. Engage your emotions and your senses as you thank the Lord together.

Praiseworthy v4-11 What would inspire such an uninhibited outpouring of joy? Only a big view of God. If we could grasp the unfailing goodness of his character, the might of his creative power, the enduring perfection of his word and the unshakeable certainty of his plans, we too would want to praise him.

Chosen People v12-15 All the goodness and power and might of this great God are directed towards blessing us, the people he has chosen. What a privilege! He has not abandoned us but purposefully watches over us.

Insecure People v16-17 Consider what these other sources of security look like from God's perspective. He sees the king, trusting in his army for security, relying on what others can do for him. He sees the warrior, depending on his own strength. He sees every other version we write of this same story. Horses, armies and workouts have their place, but they can't take the place of God.

Secure People v18-22 God also sees those who continue to trust him, whatever they face. They can wait, hope and rejoice because they know that God is faithful to his promise to keep, rescue and deliver them - even through death. When life is hard, secure people don't assume that God has abandoned them, or follow the world in relying on themselves and their own resources. They rest confidently in the care of their unfailingly loving Lord as they wait for their rescue to be completed.



Win my heart first

'I'll be OK as long as I've got...' We know we should say 'God', but we often don't feel like that's true. My friends/money/achievements/body/plans seem much more real. It can be hard to put my confidence in something I can't see. After all, if God was *really* looking after me, shouldn't life feel easier?

Wonderfully, God isn't surprised that we feel this way. He gave us this psalm as a joyful reminder that he is faithful and can be totally trusted. His work isn't finished. We've been rescued at the cross but we're still waiting for him to take us to a place of unimaginable and eternal joy.

To help us wait well, we need to help our brothers and sisters to hold onto a better perspective and build a deeper security. When the battles come, we need to grab God as our shield instead of picking up whatever alternative is in front of us. We won't survive if we go into battle holding up a flimsy newspaper. Only God can save us for eternity.

We can rest secure in him right now, whatever happens. Let's come together as God's chosen people to say 'hang on, God's got us, look up, and trust him.'



Question for my heart

For your heart, before you prepare the lesson.

What situations make it hard to keep trusting God while you wait for the fulfilment of his promises?

Where do you tend to look for your security, apart

from God?

How does being with others who want to keep trusting God encourage you?



Bible Story Idea

This has been written as an all-age slot to introduce the whole church family to what the children are learning today, but it could be adapted for the children's classes.



Props

A musical instrument, party props, a sturdy chair, cardboard boxes labelled 'Army', 'Friends', 'Strength' and 'Hard work', a sign saying 'Our God'



What to Say



What to Do

In this series, we've listened to some psalms. They are songs that God's people sang together to remember what he is like. We've seen that we can always go to God when we feel big emotions. When life is tough and we feel sad, worried or insecure, God can help us.

Today's psalm, Psalm 33, tells us to sing, shout, play instruments and have a great big praise party!
Read Psalm 33 v 1-7

The psalm-writer tells us to praise God because he loves us and he is faithful - that means he keeps his promises.

Do you remember Psalm 23 from a couple of weeks ago? About the sheep on a journey? In that psalm, God promised us that one day we will be with him in heaven for a wonderful party that will last forever.

But it's not party time yet. We can be absolutely certain that the party will happen. But we have to wait.

While we wait, we trust that God will keep his promise.

Hold up an instrument/blow a recorder/shake a tambourine.

Put on a party hat/pop a party popper/hold up a balloon.

Sit down on the chair, stretch out and relax, waiting patiently.



What to Say



What to Do

But sometimes waiting can be very hard to do. When bad or sad things happen, we worry and want something to make us feel safe. That's what happened in this psalm...

Look around looking worried.

There was a king who had a BIG problem. His enemies wanted to fight a war. What did he trust? Soldiers!
'I'm sure I'll be safe if my army's the biggest!'
So he counted all his men so he could feel safe.
But that won't save him.

Put on the toy crown.
Show box saying 'Army'. Put it on the floor, a bit apart from the chair.

There was a strong man who also had a BIG problem. Someone wanted to beat him up. What did he trust? His body!
'I'm sure I'll be safe if I'm the strongest!'
So he went to the gym and he ate more protein so he could feel safe.
But that won't save him.

Take off the crown. Flex your muscles!
Show box saying 'Strength' then stack it on/next to 'Army'.

What about us? What do we trust when we have a BIG problem?
Maybe it's our friends...
'I'm sure I'll be OK if I'm with the cool kids.'
So we follow the crowd to feel safe.
But being popular won't save us.

Show box saying 'Friends' then add it to the pile

Some of us rely on ourselves.
'If I work hard, pass all my exams or come first in my race then I'll be OK.'
So we try really hard at school, work or sports.
But that can't save us either.

Show box saying 'Hard work' then add it to the pile.

Friends and hard work and strong bodies are all really good things! But they can't look after us when life in this world is hard. They can't save us and they definitely can't get us to the party in heaven.

Sit on the pile of boxes so that it collapses under you.

Only God can save us. And only God can welcome us into his party in heaven. He loves us perfectly all the time. He's the one to trust.

Stick a sign saying 'Our God' on the chair.

continued →



What to Say



What to Do

Imagine the difference it would make to the king, the strong man, each adult and child here, if we remembered that God loves us and is looking after us.

Even when life is hard, God's plans for us have not failed. He will do what he has promised. He will keep us going until the day we are with him at his great party.

So, tell me - Which is the safer place to sit?
We need to shout and sing at one another to encourage us to keep trusting God!

There will be times when we will think, 'I don't know how God is helping me, I'd better look after myself instead.'
When that happens, we have to remind one another to trust God and not ourselves. He is our great and good God and only he can welcome us into his party in heaven.

Just like the psalm-writer, we can trust that God is faithful. We can wait confidently for him to keep his promise to take us to be with him forever!

Pray.

(Suggestion: finish with a song to remind each other of God's faithfulness.)

Point to the heap of flimsy boxes and then the chair. Prompt the congregation to encourage you to sit on the chair!

Walk to the boxes and pretend to sit down.

Prompt the congregation to encourage you to sit on the chair again.

Point to the 'Our God' sign.
Sit down on the chair, stretch out and relax, waiting patiently.



Lesson Overview



10 minutes
to focus



Get
Going



Teaching
Time



Brain
Break



Heart &
Hands



10 Minutes to Focus

When preparing, keep these questions in mind and check your planning to see that you are ready to engage your group. Take that clarity into your **Teaching Time** so that you get the **Big Idea** across.



Get Going

Focus the children's attention on the theme of the session using a game or activity. Light, not manic, so that the children can be calm afterwards, with their minds ready.



Teaching Time

Teach the key content of the lesson in an engaging way. Place emphasis to point clearly to the **Big Idea**. If you have used the **Bible Story Idea** already, you may not need to cover the whole story again. If not, you can adapt it to use here with your group or tell the story in another way, perhaps using the suggestions below. However you do this **Teaching Time**, conclude with a simple explanation of the **Big Idea**.



Brain Break

A chance to rest the children's minds before **Heart and Hands**. Get children moving. Finish by linking the activity to the **Big Idea** so that this time serves the Bible story.



Heart & Hands


Small group discussion:

The vital chance for the children to reflect on the story, so that its truths impact their hearts. They do the talking, not the leader. All the children need to be given the opportunity to respond. Ask each question to multiple children. The questions will lead the children to see how their heads (thoughts), hearts (feelings) and hands (actions) are shaped by the Bible story through the work of the Spirit.



Explorers

3–5s



Take 10 minutes to focus! For this age group we want to encourage the children to trust God the most even though they also trust others (e.g. parents) to look after them and keep them safe. How will you help the children in your group understand that God’s word is always true therefore he is totally trustworthy? How will you help them to remember that only God can save them for heaven?



Get Going

Make a Noise!

You will need: Musical instruments/some plastic tubs and spoons for banging as instruments.

Hand out the instruments. Explain that today’s psalm is a big and happy song. It’s about who we can trust the most – God! Say the words with a simple rhythm for them to repeat after you.

- ‘God is always there...*God is always there.*’

- ‘We can always trust him...*We can always trust him.*’

Try your song in different ways – loud, a whisper, slowly, as fast as possible. Have fun while you remind each other to trust God!

Link: Today’s psalm is a song that tells us to trust God more than anything else. We can sing and make a noise to remind each other to trust God!



Teaching Time

You will need: Glitter, a jam jar of water, Psalm narrative illustration (picture 1 – see **Appendix**), music playing device.

We can trust God.

Look and Listen:

- Read v4-7. The psalm said God’s word is true. (*Hold up your Bible.*) Everything he says and does is right. When God says he will do something, he does it. He never lies.
- Talk about the stars in the night sky – there are so many we can’t even count them. The psalm said that God breathed out all of the stars into space! (*Blow some glitter off your hand.*) His words are powerful – we can trust what he says.
- Talk about the seaside – it’s so big we can’t see the end of it. The psalm said that God could put all of the oceans of the world in a jar. (*Hold up the jam jar of water.*) God is so big!
- God is big and powerful, but he also cares about you and me. We can trust him to look after us!

Do:

- Do actions while you sing a song about how big and powerful God is. Song suggestion: Great Big God (Album: Great Big God 4. Vineyard Worship.)

Trust God the most.

Look and Listen:

- Read v16-17 and look at the psalm narrative illustration.
- Point to the king and the army. He trusts his army to keep him safe. But what if they go away?
- Point to the warrior and his muscles. He trusts in his strength to keep him safe. But what if he gets ill?
- Point to the soldier and the horse. He trusts in his horse to get him to a safe place. What if his horse gets sick?

Can an army, strong muscles or a horse get these people to heaven where they will be safe with God? No! Only God can save us. That’s why we trust God the most. If we love Jesus then God has promised that he will get us to heaven where we will be safe with him forever.

Do:

- Recap what the characters in the illustration trusted by getting the children to do some actions:
 - Who did the king trust? His army (*salute*)
 - What did the warrior trust? His strength (*flex muscles*)

- What did the soldier trust? His horse (*make 'clip clop' noises*)
- Who do we trust the most? God! (*point up*)

Finish by reading v18. Remind the children that God loves us and looks after us. He can be trusted the most. Encourage them to remind one another to keep trusting God every day.



Brain Break


Who Do You Trust? Snap

You will need: 8 pieces of card or paper plates and a pen.

Prepare in advance: draw the following pictures on the card/paper plates: a king, an army, a strong warrior, a flexed arm, a soldier, a horse, a child with 'me' written below it, a large crown with 'God' written in it.

Shuffle the pictures and then place them all on the floor - picture side down. The children take turns picking up 2 pieces of card/paper plates at a time to

see if they have a match of the character and what they trusted in. If it isn't a match then they replace the pictures face down and the next child has a turn. The child to pick up the 'me' figure and the God crown wins the round. Reshuffle the pictures and play again. As you play, repeatedly ask the children 'What did that person trust? Can it save them?' to reinforce that we need to trust God the most because only he can save.

 **Link:** The psalm today told us that God is the best person to trust because he can save us for heaven. We need to trust God the most.



Heart & Hands

Craft Time - Make a Musical Instrument

You will need: Printouts of craft sheet A (1 sheet/4 children) and the items to make the instruments of your choice (see suggestions below), glue and stickers.

Shaker: Fill 2 plastic cups with pasta or lentils and stick them together.

Guitar: Wrap elastic bands over a tissue box.

Drum: Tape greaseproof paper over a box with a large hole cut in it.

Decorate the instruments with stickers and glue on the 'I can always trust God' label from the craft sheet. Use this craft time to reinforce the **Big Idea** of the lesson to get them ready for **Think Time**. Use the

instruments to make some music and remind each other to trust God while you repeat the words from the **Get Going** song.

Think Time

Big Question: Who can I trust the most? *God.*

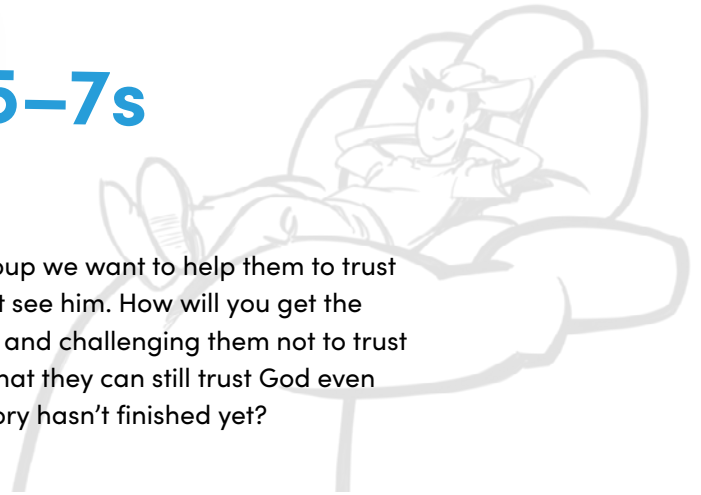
A follow up question: Why do we trust God more than anyone else? *Only God can save us!*

Prayer

Dear God, you are big and powerful and you love us! Please help us to trust you more than anyone else. Amen.



Discoverers 5-7s



Take 10 minutes to focus! With this age group we want to help them to trust God more than anything even though they can't see him. How will you get the balance right of encouraging them to trust God and challenging them not to trust anything else? How will you help them believe that they can still trust God even when things are hard, remembering that the story hasn't finished yet?



Get Going

Team Trust

You will need: Items for an obstacle course, a small treat for the group (e.g. sweets/biscuits/stickers).

Set up a simple obstacle course. Ask the children to line up - they place their hands on the shoulders of the person in front of them and close their eyes. The person at the front of the line is the leader and can keep their eyes open. Ask the children to trust their

leader as she guides them carefully around the course to collect a treat for their team. Allow children to have a turn at being the leader.

Link: You had to trust the leader who could see where to go when you couldn't. You had to trust them to keep you safe. Today we are learning that we need to keep on trusting God while we wait for him to take us to heaven.



Teaching Time

You will need: Bibles, the Psalm narrative illustration (picture 1 - see **Appendix**), coloured pens and 2 large sheets of paper (draw a large speech bubble on one sheet; on the other sheet draw a 4 way signpost with 3 signs pointing in one direction and 1 sign pointing in the opposite direction).

He spoke and stars and the sea were created - that's the power of his words. So when he makes a promise, we know it was made with his powerful words too. We can trust him.

A Big Song

This psalm is a song for God's people to sing together. It's a big, noisy and happy song about how much we can trust God to do what he promises.

- **Read v1-3.** How did the people feel when they were singing? Ask the children to make faces to show the emotion. What were the people doing while they sang? Ask the children to act out playing instruments.
- **Read v4-11.** What did the people say about God in the psalm? (Summarise sections so this doesn't take up too much time.) Ask the children to draw in the speech bubble. Talk about how God can be trusted when he says he will do something.

A Big Choice

Draw a crown and write 'trust God' on the standalone sign on the signpost picture. Explain that the psalm tells us about other things people trusted. Look at the psalm narrative illustration and read out v13-18.

Get the children to draw their answers on the 3 remaining signs.

- What could a king trust in to save him? *Army.*
- What could a strong person trust to save him? *Muscles/strength.*
- What could a soldier trust to save him? *Horse.*

Explain that they trusted these things because they could see them and they made them feel safe. Sometimes we trust other things to make us feel

safe. Give some examples - we may trust: our friends to make us happy, our parents to keep us safe, our teachers to tell us the truth. All these are good things that God gives us, but they can't save us for heaven. Only God can, which is why we trust him the most.

- What else would you put on the signs?
- Can those things save you for heaven?

Explain that it can be hard to keep trusting God because we can't see him right now and we're still

waiting for Jesus to come back to take us to heaven. That's why we need to sing, shout and make a noise to remind each other to keep trusting God more than anything else. He will keep his promise because his words are powerful - we can trust him!

If you are feeling creative, choose a line from this psalm and put it to a tune to sing together as a reminder to keep trusting God.




Brain Break

Psalmercise

A version of Captain's Coming that recaps the story of the psalm. Call out the sentences at random, the children do the linked action and response.

- Waters of the sea - run to one side of the room.
- Starry sky - run to the opposite side of the room.
- The king trusts in... - they reply with 'his army' and march on the spot.
- The warrior trusts in... - they reply with 'his strength' and flex their muscles.

- Escape - gallop like a horse.
- We will trust... - they reply with 'our God' and point upwards.

 **Link:** Remind the children that we can trust God because he is faithful - he will do what he said. He will keep his promise to take us to heaven.



Heart & Hands

Worksheet A is the suggested sheet for this age group. The questions below can mostly be found on the worksheet which has been designed to aid your discussion. If possible, enlarge the page to A3 so you can work on it together. Make sure each child can still answer the personal questions honestly for themselves (e.g. hand out Post-it notes for them to write/draw their answers to these questions).

Did you spot it?

- What did the people sing about?
- What are some of the things that people trusted in apart from God?

Work it out

- Why do we sing songs about God to each other?
- Why do we need to trust God more than anyone or anything else?

Live it out

- Look at the picture of the boy looking at his test. How does he feel?
- If this boy trusts God, what can he do next? (It's not wrong to say he will talk to a teacher as well

as talking to God!)

- Think of something that makes you feel safe. Next time something goes wrong or feels difficult, what do you want to remember about God that will help you to trust him the most?

Prayer

Encourage the children to pray thank you prayers to God for loving them. Pray for God to help us trust him more than anyone or anything else.

Craft Time

Make a Trust Wheel. Use the craft if you have time available after your discussion.

You will need: Printed copies of Craft Sheet B for each child, coloured pens/pencils and split pins.

Prepare in advance: Cut out the circle and arrow if necessary for your age group.

Children colour and decorate the circle before attaching the arrow with a split pin. Place the pin through the X on the arrow and the centre of the circle. Use this craft time to talk about the things we may want to trust instead of God. Talk about how he is the best person to trust the most because he can save us for heaven.



Adventurers 8-11s



Take 10 minutes to focus! Where do you think the children in your group look for their security? Is it their friends' opinions? Their achievements? How can you describe the security of trusting God even when it seems like other things appear to give greater rewards right now?



Get Going

Secure or Insecure

You will need: The case study pictures (picture 2 and 3 - see **Appendix**), 2 sheets of paper and Blu Tack.

Write 'secure/I feel good enough' and 'insecure/I don't feel good enough' on the sheets of paper. Look at the sheets and ask the children if they have ever felt like they are good enough (secure) or not good enough (insecure). Then look at the 2 case study pictures and talk about what is happening in the scenes and how the children may feel. Stick up the sheets on opposite walls and ask the children to imagine a 'secure' to 'insecure' scale on the floor.

Where would they put each case study picture child on the scale? Why?

Imagine the children were trusting in themselves to feel secure/good enough. What would they feel if the following things happened? (Get the children to stand on the scale for each example.)

- The girl fails a test the next day.
- The boy wins his cricket match that afternoon.
- The girl is praised for good behaviour in class.
- The boy is laughed at because his trainers are very old.
- The girl upsets her friend.

Link: If we trust in ourselves or other things, we will never feel secure. Today we want to understand that God is the only one who can keep us totally secure. That's why we can trust him even more than anyone or anything else.



Teaching Time

You will need: Bibles or printouts of Psalm 33, the psalm narrative illustration (picture 1 - see **Appendix**), large sheets of paper and pens.

Explain that the psalm is a song about trusting God more than anything else. Start by looking at the second half of the Psalm to see the kind of things that people put their trust in.

What we trust (Read v12-18)

Draw 4 columns on the sheet of paper, label them: King, Warrior, Horse, Us. Look at the psalm narrative illustration and the verses together. Children write answers on the sheet.

- Imagine the King - awake at night, worrying about his enemies attacking. What is the King trusting in? What does God say?
- Imagine the warrior - what does he work hard on every day? What is he trusting? What does God say?

- Think about the days of battles - what could a horse do? Why might you trust a horse to rescue you? What does God say?
- If you were in the picture, what would you be trusting to save you? In our lives now, who or what might make us feel safe? What might we work hard at? What do we trust in to escape from trouble?

Talk about how life while we wait can be hard. We might feel like God can't be trusted with the problems right in front of us so we look around for things or people that will make us feel safe. Some of these might be good things from God and we can thank him for them. But they can't save us for eternity; that's why we need to trust God the most.

Who to trust the most (Read v1-11)

Draw a big speech bubble on a sheet of paper.

Look at the verses together and let the children write/ draw answers on the sheet of paper.

- What do the people say about God?
- How do you think they feel as they are singing?
- How does this song help you trust God more? *What do the people say about God's word in v4? How does that help you trust what he says he will do?*



Brain Break

Trust Fall

Divide the group into 3's. 2 children stand facing one another with their arms outstretched and linked as the catchers. The other child faces away from them with their back towards their outstretched arms. On the count of 3 they will stiffen their body and fall back into their partners arms who will gently catch them.



Heart & Hands

Worksheet B is the suggested sheet for this age group. The questions below can mostly be found on the worksheet which has been designed to aid your discussion. If possible, enlarge the page to A3 so you can work on it together. Make sure each child can still answer the personal questions honestly for themselves (e.g. hand out Post-it notes for them to write/draw their answers to these questions).

Did you spot it?

- What did the King rely on?
- What was the warrior depending on?

Work it out


- Why were these things the wrong things to trust?
- What reasons does the psalm-writer give us for trusting God?

Live it out

- When do you find it hardest to keep on trusting God?
- What other things are you trusting in apart from God? Who or what do you think your friends trust?
- When you are awake at night thinking about what someone said, or worried that you aren't good enough, how can remembering that God is faithful help?

Talk about how God's word is always true and is extremely powerful. When he makes a promise, he keeps it. He promised that Jesus would rescue us by dying and then coming back to life - God kept that big promise. So we can trust him to also save us for eternity. He is the most faithful - he will do what he has promised. Let's keep reminding each other to trust God more than anything or anyone else.

You might want to consider using a soft mat if you think the group might not be trustworthy!

 **Link:** Were you able to trust your partners to catch you? Was it easy to trust them when you couldn't see them? We can trust God, he is totally dependable, totally good and he will not let us down.

Extra Stretch

- When living as a Christian feels unpopular, when what God's word teaches doesn't fit in with how you or your friends might want to live, what does trusting God look like?
- God is a great wise creator who loves you unfaithfully - does remembering that make any difference to you trusting God?

Prayer

What could we say to God to thank him for his unfaithful love? What can we pray for one another to help each other to keep trusting God? Is there anything you need to ask God to help you trust less, and to trust him more?

Craft Time

Make a Trust Wheel. Use the craft if you have time available after your discussion.

You will need: printed copies of craft sheet C for each child, coloured pens, scissors and split pins.

Children draw or write what they may want to trust in, instead of God in the different segments. Cut out the circle and arrow. Place the pin through the X on the arrow and the centre of the circle. Use this craft time to talk about the things we may want to trust instead of God. Talk about how he can be trusted the most because he can save us for heaven.



Appendix

The following pages can be copied, printed and used to accompany this lesson.



1

faith@kids

p17



2

faith@kids


p18



3

faith@kids

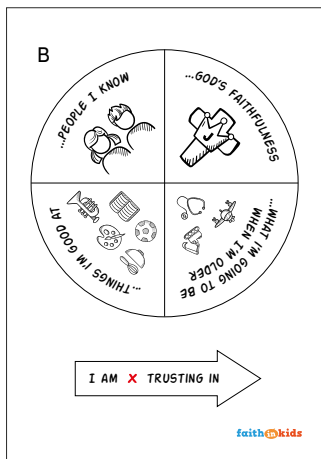
p19



A

faith@kids

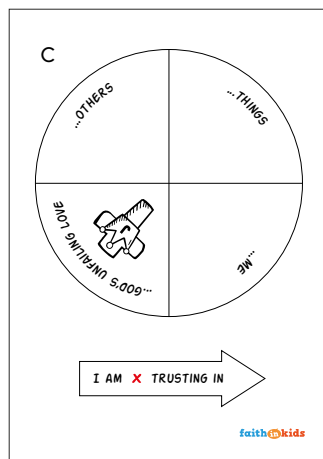
p20



B

faith@kids

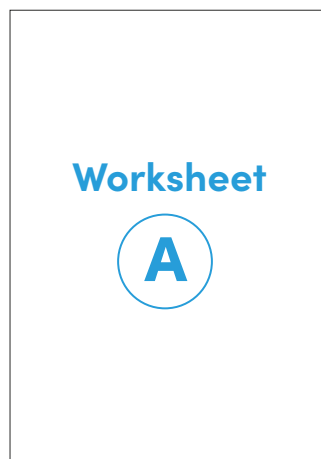
p21



C

faith@kids

p22



Worksheet

A

p23



Worksheet

B

p24




Take Home Truth
(parent handout)


p25






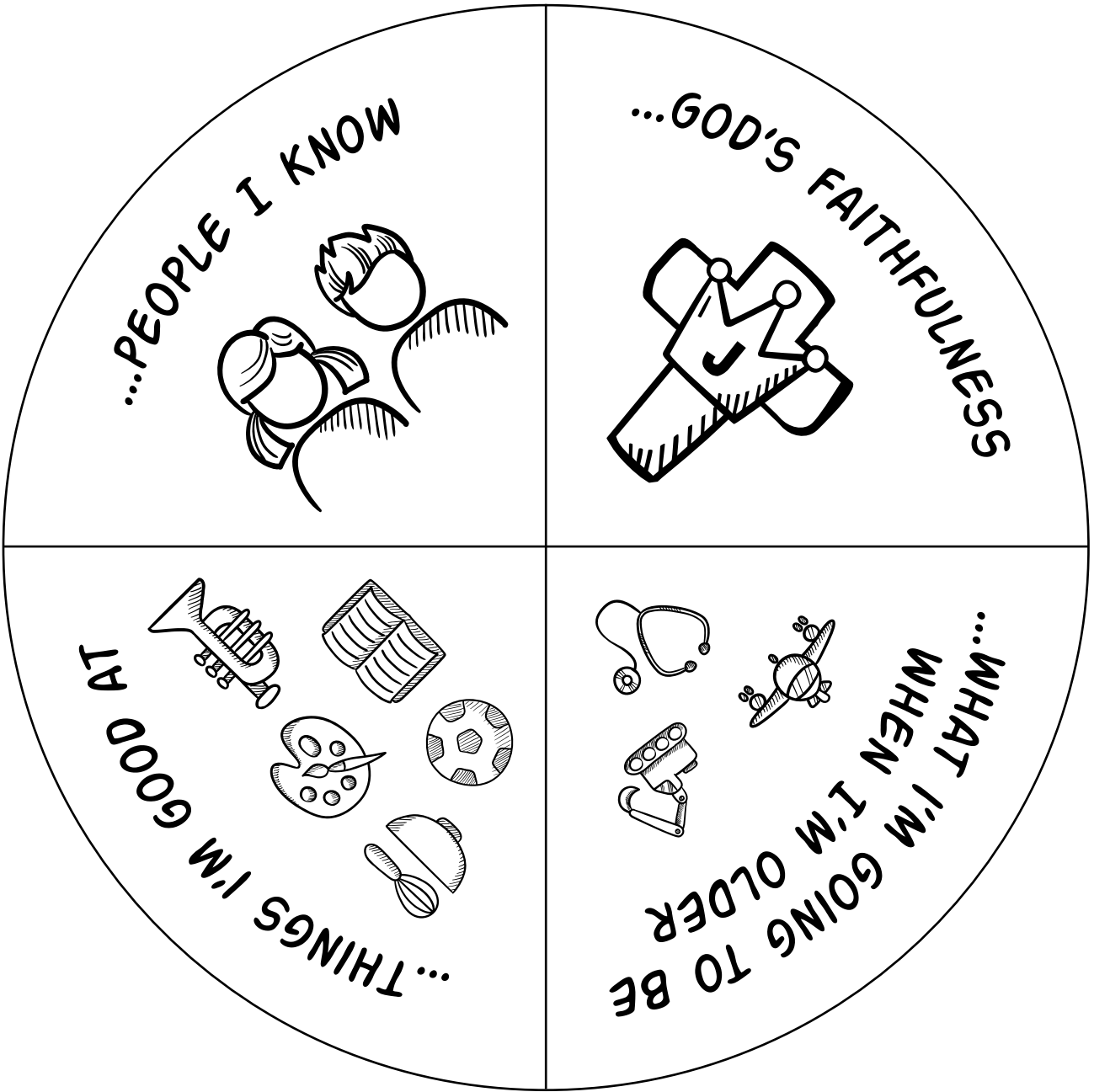
Lesson Planning Template

p26

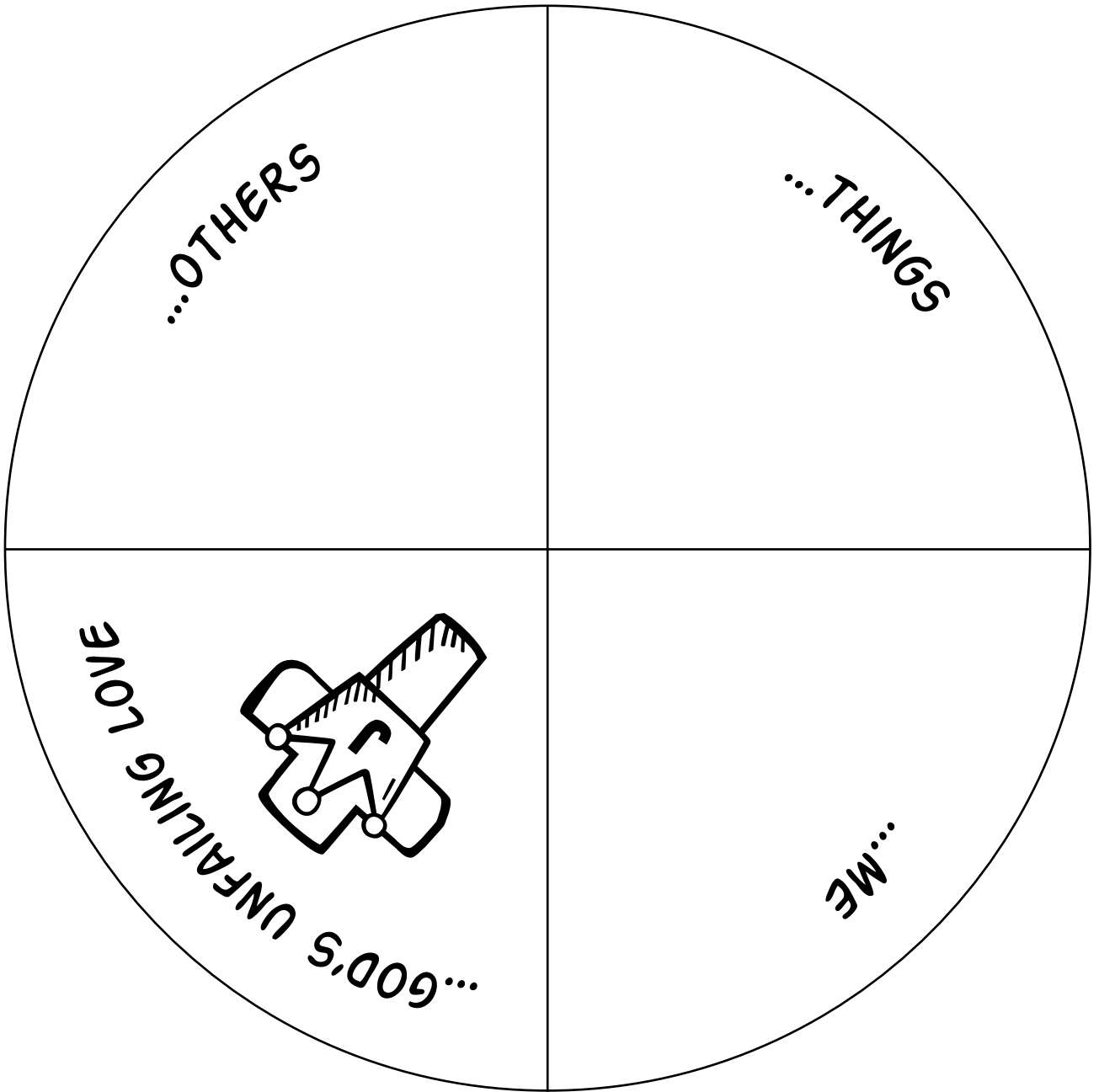








I AM **X** TRUSTING IN



I AM **X** TRUSTING IN



WITH GOD TOGETHER



Lesson 4: God is faithful

PSALM 33



Did you spot it?

What did the people sing about?
Write or draw in the speech bubble...



Use matching colours to circle the person and what they trusted in.



Work it out


Why do we sing songs about God to each other?



- to help God remember who he is
- to help us to keep trusting him
- to help us practice our singing


Write the first letter of each word to finish the sentence...

Trust God the MOST because only he can



Live it out

Draw an emoji face to show how he feels...



What can the boy do next?

Think of what makes you feel safe. Write or draw it below...

What do you want to remember about God that will help you trust him the most...



B

WITH GOD TOGETHER


Lesson 4: God is faithful

PSALM 33



Did you spot it?

What did these people trust to save them?



Work it out

What reasons does the psalm-writer give us for trusting God?



Why were these the wrong things to trust?



Live it out

What other things are you trusting in apart from God?



When do you find it hardest to keep on trusting God?



I'm not good enough



When you worry about not being good enough, how can remembering that God is faithful help?




PSALM 33
God is faithful




Fold this paper in half twice to make a card

Fold 1



Fold 2



faith in kids



Take Home Truth

WITH GOD TOGETHER

Lesson 4: God is faithful

PSALM 33

On the rollercoaster of life we experience many different emotions. The Psalms teach us to take them to God. Use these questions to get a conversation started about today's lesson with your child. Pick a time that sets you up for success - maybe in the car on the way home or before bedtime. Make yourself part of the conversation and share your own ideas - this is not a test!

Dear Parent,

When you feel anxious, what do you cling to? Your career or your finances? Other people or science? Or perhaps your confidence is tied to your own achievements and abilities. All of these things are meant to be good, but all of these things will fail us. There's only one place - one person - that offers true security. God will not fail. He has been true to his promises in the past and will be true to his word in the future.

Today your child learned: The world offers me many things in which to put my trust. But only God is perfectly faithful. God always has time for me. He has a rescue plan... and his story isn't finished yet!

Bible passage: Psalm 33

Chat with your child about what they learned. Try asking...

- How do we know if we can trust, or not trust, someone? How does what's recorded in the Bible let us know we can trust God?
- List some things that we trust in. (Many of them are good things!) Why do these things sometimes take the place of God? Why can we trust God even when things don't go our way?
- Psalm 33 tells us to praise God with a lot of noise. How might praising God change us? How might our praise affect others who might be watching? What does our praise say about God?
- God is always there, even though we can't see him. What are some things that we can do to remind ourselves of this? How do church and other people help us remember God is always with us?
- Someday we will see Jesus face to face in heaven! What do you think that will be like? What will you say and do?

Let's pray!

Psalm 33 ends with 'May your unending love be with us, Lord, even as we put our hope in you.' (v22) Incorporate this prayer into your week. Say these words at a mealtime, or at bedtime. Write them on a notecard and put it on the bathroom mirror or refrigerator.



Planning for Sunday

TEMPLATE



Big Idea & Aim

Passage:

Big Idea:

Aim:



Get Going

Introductory Idea:

➡ **Link:** What is the link between this activity and the **Big Idea**?



Teaching Time

Story with explanation:

➡ **Key Message:** What is the one idea that you want the children to understand? What's the aim?



Brain Break

Game:

➡ **Link:** What is the link between the game and the **Big Idea**?



Heart & Hands

Small Group Discussion
(applying the truth to their lives)

➡ **Live It Out.** Apply the point.



Did you Spot it? Remember the events.

Pray:



Work it Out. Understand the logic.

Linked activity (craft/game):



Faith in Kids exists to support churches and parents in raising children to trust in Jesus Christ eternally.

www.faithinkids.org

faith  **kids**

