

Big Idea

Jesus has power over death because he is the resurrection and the life.



Faith in Kids looks like

Children who don't fear death because they believe in Jesus, who gives them life forever.

You will need: Dead plant (or a picture), toy figures to be Lazarus and Jesus, box with a lid that the toy figures fit into, large sign with 'the resurrection and the life' written on it, thick marker pen, torch, batteries, a speech bubble with 'Jesus said he is' written on it and a sheet with a large tick and 'Jesus proved he is' written on it (see the Appendix for an illustration of the completed visual), Blu Tack.

Space for notes

(Hold up the dead plant.)

What is wrong with this plant? **(Take answers.)**

It is completely dead! It didn't get the water and sun that it needed to stay alive. I can put it in the sun and I can keep watering it but it won't come back to life. I don't have the power to bring something dead back to life. But Jesus does. In today's true story, we will hear about the time that Jesus brought a dead man back to life. And the good news is that Jesus can do the same for us.

The Bible story begins with the man already dead and buried. Listen to this...

Space for notes

'Jesus arrived in Bethany. There he learned that Lazarus had already been dead and in the tomb for four days.' (John 11:17)

Lazarus was a friend of Jesus who got very sick **(hold up the Lazarus figure).**

His sisters - Mary and Martha - sent a message to Jesus **(hold up the Jesus figure)** because they knew he had power to heal their brother. They knew about the miracles he'd done - he'd made blind people see, lame people walk and sick people well. But Jesus didn't rush to see his sick friend. By the time he got to their village Lazarus was dead **(put Lazarus in a box and close it).**

Isn't that strange? Jesus loved Lazarus very much and he had the power to heal him, but he let him die.

Martha, Lazarus' sister, didn't understand this. When she saw Jesus, she said, *'Lord, if you had been here, my brother would not have died. But I know that even now God will give you anything you ask. Jesus said, 'Your brother will rise and live again.'* (John 11:21-23)

Martha thought that Jesus was talking about a day very far in the future. The Bible tells us that one day God will bring all his people back to life. So Martha thought that Jesus was talking about that day. But that's not what Jesus meant. **(Stick up 'the resurrection and the life' sign.)**

So, he said, *'I am the resurrection and the life. He who believes in me will have life even if he dies. And he who lives and believes in me will never die.'* (John 11:25-26)

That's a big claim for Jesus to make. We need to



**Space
for notes**

work out what he was saying about himself so we can understand how life changing it is.

1. Jesus said 'I am the resurrection and the life'

(Stick up the speech bubble next to the 'the resurrection and the life' sign.)

'Resurrection' is when a dead person comes back to life. (On the sign, draw a tombstone with a stick figure next to it).

Jesus was saying that he can do that. He has power to bring a dead person back to life.

Jesus also said that he is 'the life'. He can give people life with God forever. (On the sign, draw a crown next to the stick figure and a long arrow to the right to represent 'forever'.)

One day God will bring his people back to life. They will get to live with him forever. It tells us that in the Bible. That's why we need Jesus - because only he can give us that life. Anyone who trusts in him will have life with God forever.

I have a torch and some batteries (hold up the torch and batteries separately).

The torch has no life on its own (turn it on and off to show it doesn't work).

It only works if it has batteries in it because they have the power - they can bring this dead torch to life (hold up the batteries).

But that's only if the batteries are in the torch. Without the batteries, the torch is dead. With the batteries, the torch has life.

**Space
for notes**

Without Jesus, we can't have life forever (point to the tombstone drawing).

But, with Jesus we can (point to the stick person drawing).

Death is no problem for him because his life giving power is stronger. These batteries will eventually run out (hold up the batteries), but Jesus' life giving power is never ending.

Jesus asked Martha if she believed him. Because that's all he asks us to do - believe in him. Trust that he is the one who can give us life with God forever. Martha believed Jesus was God's King who had come to rescue people. What she didn't yet know was that Jesus was going to show her what he meant in a life changing way.

2. Jesus proved he is 'the resurrection and the life'

(Stick up the tick box next to the 'the resurrection and the life' sign.)

Mary, the other sister of Lazarus, came out to see Jesus. She fell at his feet and cried. Like Martha, she didn't understand why Jesus hadn't come sooner. Jesus knew that death was horrible and he was sad that his friend had died. He was so sad that he cried too. This confused some people because they also didn't understand why Jesus hadn't come sooner. But, there was a good reason. Jesus was going to prove that he is the resurrection and the life.

They went to the tomb. In those days, dead bodies were wrapped in linen and put inside caves, called tombs. A big stone was rolled in front of the cave to close it tightly.

**Space
for notes**

When Jesus asked for the tomb to be opened, Martha said, 'Lord, there will be a terrible smell because he has been dead for four days'. (John 11:39)

Dead bodies begin to rot and smell awful after a few days, so Jesus was asking them to do something very odd.

'Then Jesus said to her, "Didn't I tell you that if you believed, you would see the glory of God?"

So they moved the stone away from the entrance.
(Take the lid off the box.)

Then Jesus looked up and said, "Father, I thank you that you heard me. I know that you always hear me. But I said these things because of the people here around me. I want them to believe that you sent me." After Jesus said this, he cried out in a loud voice, "Lazarus, come out!"" (John 11:40-43)

At that moment, dead Lazarus walked out of the tomb
(hold up the Lazarus figure).

Except he wasn't dead anymore - Jesus had brought him back to life!

Not only did Jesus say he is the resurrection and the life, he also proved it. He put his life giving power into Lazarus. Just like this dead torch will come to life when I put in the batteries **(put batteries in the torch and turn it on)** - Jesus put life into Lazarus.

Death, even 4 days of it, couldn't keep Lazarus dead. Jesus' power is too strong.

Jesus could have healed Lazarus before he died, but instead he brought him back to life so people would believe in him. This story is in the Bible so we can believe in Jesus too. And this wasn't a one hit wonder. Jesus himself died on the cross **(hold up the Jesus figure).**

**Space
for notes**

He was also put into a tomb **(put the Jesus figure in the box and close it).**

He was dead for 3 days before he came back to life **(take the Jesus figure out of the box).**

Now, he's in heaven with God and he's 100% alive and still full of life giving power.

Just like this plant, we will all die one day **(hold up the plant).**

With Jesus, we don't have to fear death **(hold up the Jesus figure).**

He died - he knows what it is like. But he came back to life so we can trust that he has the power to bring us back to life, too. If you trust Jesus then when you die, he will call you out of the grave just like he did for Lazarus. Except, we won't come back to this world, we'll be somewhere far better - heaven. We will be with Jesus, we will see God in all his glory and we'll get to enjoy being with him, in the best place forever!

Pray to close.

Copyright © 2021 Faith in Kids

Free licence is granted to print or copy this material for personal or noncommercial use. All included materials may be re-sized, copied and used as required. They are restricted to use with Faith in Kids resources only. Any unauthorised copying and distribution other than stated is prohibited.

Scripture taken from the International Children's Bible®. Copyright © 1986, 1988, 1999 by Thomas Nelson. Used by permission. All rights reserved.

'All for the glory of God alone' (1 Corinthians 10:31)



Feedback

Thank you for using a Faith in Kids resource. We want to hear your feedback so we can keep improving our resources. Please click the link to fill out a [short form](#) or email us at info@faithinkids.org



Discussion Time

Talk 3: Raised to Life
(John 11:17-44)



Big Idea

Jesus has power over death because he is the resurrection and the life.



Faith in Kids looks like

Children who don't fear death because they believe in Jesus, who gives them life forever.



Did you spot it?

1. What big thing happened to Lazarus in the story?
2. What did Jesus say about himself?
3. What did Jesus say people must do to get life with God forever?



Work it out.

1. What does it mean that Jesus is the 'resurrection and the life'?
2. Why did Jesus let Lazarus die before going to help him?



Live it Out.

1. How does this true story change what you think about death? Why?
2. How does Jesus being 'the resurrection and the life' change how you think and feel about him?



Pray.



Target Practice

You will need: Nerf guns and bullets, masking tape, plastic cups.

Set up: Stack 10 cups in a pyramid on the floor. Use masking tape to mark a line on the floor about 5 metres away from the cups. If you have a large group then set up more cups so more children can play at a time.


- The aim is to knock over cups by shooting them with Nerf gun bullets.
- Give clear instructions before Nerf guns are handed out.
- The child must stand at the marked shooting line. All other children must be behind this line.
- Leaders to help load Nerf bullets.



Wild West: Dead or Alive

- When the area is clear and it is safe, give the instruction to shoot at the cups. Allow each child 3 shots per turn. Count the number of cups knocked over per child.
- Cups to be restacked between turns. Watch carefully that Nerf guns are not played with while people are in front of the targets.

Scoring: 1 point per cup knocked over.

Safety: Give clear instructions to maintain safety while playing. Nerf guns can only be fired when the target area is clear of people and a verbal instruction is given. 

Gold Nuggets

You will need: 300g Plain milk chocolate, 300ml heavy cream, 50g butter, 6 Crunchie bars (or the equivalent weight of honeycomb pieces), cocoa powder, disposable plastic bowl and spoon for each child, marker pen, hand sanitiser, wet wipes, table and plastic table cloth.


(These quantities will be enough for 10-15 children.)

Make in advance: Break up the plain chocolate and place it in a bowl. Gently heat the cream and butter in a pan on the stove until it simmers. Pour the mixture onto the plain chocolate. Mix until melted. Chill the mixture for at least 4 hours. Chop up the Crunchie bars into small pieces.

Set up: Divide the ingredients before the activities start so you have enough for each team. Set up the table with the chocolate mix, Crunchie pieces, bowls and spoons.

- The aim is to make a chocolate 'rock' filled with gold nugget pieces.
- Sanitise hands before the children start. Write names on bowls.
- Give each child some of the chocolate mix and Crunchie pieces. They mix it together so the Crunchie pieces are hidden inside like gold nuggets in a rock. Shape it to be as rock-like as possible before rolling it in cocoa.
- Set aside for children to collect when they leave.
- Clean hands with wet wipes.

Scoring: Give out points for creativity and for realism.

Safety: Tell children the ingredients first in case of food allergies and intolerances. Hands must be clean before starting. 





Noodle Lasso

You will need: Foam pool noodles, duct tape, string and scissors.


Set up: Tape the ends of the noodle together to make a circle. Attach a length of string to each noodle lasso.

- The aim is to 'lasso' children by throwing the pool noodle at them.
- Choose a child to be the 'cowboy'. The rest of the children must sit in a grid pattern.
- Sitting children must have their knees up, heads down, elbows on knees and hands together so their bodies form a human cone.
- The 'cowboy' throws the noodle lasso (throw it sideways like a frisbee) at the sitting children

with the aim of the noodle landing on one of them. Let them have 3 throws before another child gets a chance to be the 'cowboy'.

Scoring: Give out points per child that are lassoed. Increase the number of points depending on which line of the grid children are sitting in (e.g. the most points for children in the furthest row back).

Safety: Children must keep their heads down when the noodle lasso is thrown. Only gentle throwing is necessary.




Cattle Round-up

You will need: Ball pit balls and a large container.


Set up: Place the container on one side of the room. Scatter the balls across the floor.

- The aim is to collect all the balls as quickly as possible and as many times as possible.
- Children can move the balls across the room to the container any way they would like as long as they don't run, don't throw balls and don't carry more than one ball at a time (but they can push multiple balls across the floor). Balls must be individually placed in the container.

- Encourage teamwork and trying out different strategies to complete the task as quickly as possible.
- Once the balls are all collected, scatter them across the floor again for the children to collect. Repeat this as many times as possible.

Scoring: 5 points for each full collection of balls.

Safety: No running. No ball throwing.






Wagon Race Relay

You will need: Two plastic containers on wheels/heavy duty cardboard boxes, masking tape.

Set up: Mark two parallel lines on the floor a good distance from each other with the masking tape.

- The aim is to move team members from one line to the other by pushing them in the container/cardboard box 'wagon'.
- Line up the two teams at one end of the room. Children get into pairs.
- One child sits in the 'wagon' while the other pushes them to the line on the opposite side of the room. At the masking tape line, they switch positions and

Grand Finale Game Suggestion

return back to their team so the next pair can go.

- Each child must have a go in the 'wagon' for the team to have completed the relay.

Scoring: The first team to finish wins. If this is played by one team and not as a grand finale then time the teams and allocate points from fastest to slowest time.

Safety: The child in the 'wagon' must stay sitting until they have stopped moving. If using a container on wheels then the pushing child must walk and not run.



Feedback

Thank you for using a Faith in Kids resource. We want to hear your feedback so we can keep improving our resources. Please click the link to fill out a [short form](#) or email us at info@faithinkids.org

“ Jesus said
he is...

‘the resurrection
and the life’



✓ Jesus proved
he is...