

Meals with Jesus



A journey through
Luke's Gospel

Lesson 9

**The Greatest
Party Ever**

faith **in** **kids**



9
lessons

Copyright © 2020 Faith in Kids

Free licence is granted to print or copy this material for personal or noncommercial use. All illustrations and worksheets may be re-sized, copied and used as required. They are restricted to use with Faith in Kids resources only. Any unauthorised copying and distribution other than stated is prohibited.

Living Out (www.livingout.org) commissioned Faith in Kids (www.faithinkids.org) to produce these resources to help children understand Jesus' care for the marginalised. Visit www.faithinkids.org from November 2020 to download these resources.

These resources tie in with our book of family Bible times, 'Meals with Jesus'. Published by The Good Book Company.

thegoodbook.com | thegoodbook.co.uk | thegoodbook.com.au | thegoodbook.co.nz | thegoodbook.co.in

We recommend the International Children's Bible for use with children during the lesson. Our leader's notes use the New International Version.

Scripture taken from the Holy Bible, NEW INTERNATIONAL VERSION®, NIV® Copyright © 1973, 1978, 1984, 2011 by Biblica, Inc.® Used by permission. All rights reserved worldwide.

Scripture taken from the International Children's Bible®. Copyright © 1986, 1988, 1999 by Thomas Nelson. Used by permission. All rights reserved.

'All for the glory of God alone' (1 Corinthians 10:31)

Contents

Preparation	4
Bible Story Idea	6
Lesson Overview	9
 Explorers (3–5s)	10
 Discoverers (5–7s)	12
 Adventurers (8–11s)	14
Mixed Ages (3–11s)	16
Appendix	
Illustrations for this session	19
Worksheets	24
Take Home Truth	26
Craft	27

The Greatest Party Ever

READ LUKE 14:15-24



Big Idea:

The guests you'd expect at the heavenly banquet refuse, while Jesus welcomes the most surprising people instead.



Faith in Kids looks like:

Children who look forward to being at the heavenly banquet with Jesus, resisting all distractions.



Preparation

Pray and read the Bible passage. Read **Where are we going?** and **Win my heart first** to give you a better understanding of the passage and the **Big Idea**. Spend some time thinking through how this makes a difference to your life.

Read the lesson plan for the age group you will be teaching. Use a **Get Going** or **Brain Break** idea from a different age group if it is better suited to your children.

Prepare your lesson. Think through the **Take 10 minutes to focus!** questions before preparing your

Teaching Time. Use the International Children's Bible (which can be found online at www.biblegateway.com) for a simplified version of the text during **Teaching Time**. Keep the **Big Idea** in your mind to help you teach it clearly in every part of your lesson. Collect/draw/print/make what you need for the different sections of the lesson.

Pray for the children in your group to grasp the **Big Idea** and to live it out in their lives. Remember that you have the Holy Spirit's help as you teach God's word!



Where are we going?

We've had the privilege of sitting down at the table with Jesus eight times. On each occasion we have left more convinced of his love, compassion and majesty. But now, it is decision time. Jesus draws a line down the middle of the room. On one side are the respectable, religious people. They are busy and

distracted and the harsh reality is that they will not get to sit at the banquet table. On the other side are the poor, lonely, broken and neglected people. The mind blowing truth is that they will be welcomed to the eternal party. The question is finally asked, 'Where do you stand?'



Win my heart first

Jesus wants you at his table at the greatest banquet ever. Remember that you are one of the 'poor, the crippled, the blind and the lame.' Our place at the table isn't because we have anything to offer Jesus. We don't deserve to be at this party, and yet, he ushers us in. If we trust in him then our place at the table is secure. But we live in a world full of good and important things, which easily distract us from what is most important. Remember that Jesus' invitation is infinitely better. Don't let anything cause you to miss out. Keep your eyes on Jesus and the wonderful party that he will share with us.

v15 We're back at the meal from Lesson 5 (Luke 14: 1-14) where Jesus cared for the weakest and slammed his wealthy hosts for only loving those like them. Perhaps to cut the tension, one guest daydreamed out loud about how wonderful the great feast in the new creation would be.

v16-17 In Jesus' day, the host of a large party would first check how many guests could come. Only then did the preparations begin. So in these verses it is like that moment when Mum shouts, 'The lunch is ready and getting cold. Come right now!' As soon as they are called by the servant, we expect the guests to drop everything and rush to the party.

v18-19 But they don't come. Instead they offered hopeless excuses. No one buys a field without seeing it first. And you might buy one ox without checking its quality, but no one would buy five yoke without being sure they were great pullers. These two excuses are like saying, 'I've bought a brand new flat, I just need to check it has a roof.' And the bloke who says he has just got married? It probably wasn't the same day - there would never be two big parties on the same day in the same community. All three reasons were worthy ways to spend time and money, but none should have got in the way of attending this great party.

v21-23 The host is determined to fill his party. The doors are thrown open and the least likely people are brought in - the ones who the religious people thought were unworthy of being at the banquet table.

v24 Jesus looked into the eyes of those at the table and said, 'Not one of those invited will get a taste of my banquet.' This is life and death - heaven and hell. What a warning! Not one of them will taste one mouthful of food at the final banquet. Will you? Will the children in your class? Jesus invites them to be there, but they need to accept by placing their wholehearted trust in him. Do all you can to persuade them that living for Jesus is far better than being distracted by the good and worthwhile activities constantly on offer to them. Persuade them to say 'yes' to the best invitation ever.



Question for my heart

What good and worthy distractions in your life keep you from living each day for Christ? How do you feel about being one of the unlikely and unexpected guests who will be welcomed at the eternal party?



Bible Story Idea

This has been written as an all-age slot to introduce the whole church family to what the children are learning today, but it could be adapted for the children's classes.



Helpers Needed

3 Volunteers to make excuses (they stay seated in the congregation), volunteers to be the surprising guests (on crutches/bandaged arms/looking a bit scruffy).



Props

A large "Jesus' Greatest Party Ever" invitation, party hat, bag of crisps, bowl, large piece of card with a picture of a field, cows and a wedding couple on it.



What to Say



What to Do

What do you love most about parties? Think of one thing and then on the count of 3 we will all shout them out together.

1...2...3...

(Everyone shouts out their answer.)

Wow! Imagine being at a party with all of those great things! One day, Jesus will throw the greatest party ever. He told some people a parable - a made up story - to teach them about who will be at his amazing party. That is the story we are going to hear about today - the final story in our 'Meals with Jesus' series.

Hold up the large "Jesus' Greatest Party Ever" invitation.

The parable is about a rich man who was having a big party. The day of the party had finally arrived. The tables were set, the food was ready, all he needed was for the guests to arrive.

(Shout): 'Lunch is on the table!'

Place a party hat on the table and open a bag of crisps and pour them into a bowl.

So many people were invited. He couldn't wait for them to arrive! But something very strange happened...



What to Say



What to Do

Person 1: 'I'm so sorry. I've just bought this fantastic field and I just need to... er... check that the grass is all there, where it should be.'

A member of the congregation stands up to speak, then sits down.

Person 2: 'Oh no! I've really stuffed up. I know I said I could come, but I've just bought ten prize winning cattle and...I need to check that they all... er... have legs.'

Another person stands up, speaks awkwardly and then sits down.

Person 3: 'This is so awkward. In my diary today was totally free, and I really planned to come to your party. But, you're not going to believe this, I woke up this morning and remembered that I've just got married, so I want to stay at home with my wife instead. Sorry!'

Third person stands up, speaks and then sits down.

Those are all good things. But they could all wait! A field isn't going anywhere. He could bring his wife. If only they understood how good the party was!

Point to the party table.

The rich man really wanted to fill his party with people. So he found the people you would least expect to see at a posh party - the poor, the ill, the lonely and the sad.

Volunteers come up front and sit at the table.

But there was still space at the party! So he brought in more and more people until his party was packed full. He shared his wonderful party with some surprising people - the outcasts, the people no one else wanted.

More volunteers join the table and scene.

Jesus told the parable because one day he will throw the greatest party ever. And it will be full of surprising guests - just like the party in the parable.

Hold up the large "Jesus' Greatest Party Ever" invitation.

Point to the people at the table.

continued →



What to Say

The good news is that Jesus wants us at his party. He says, 'Come on in, I want my party packed full!'

Some people will say 'no' to his invitation. All the good things they have get in the way of them seeing how much better Jesus is.

But Jesus will fill his party. He will bring in the poor, the ill, the lonely and the sad. In every story when Jesus had a meal with different people, he welcomed in the sinners, the broken, the people no one else wanted. His party will be filled with those people.

If you have said 'yes' to Jesus then you are one of those people who will be at his party. You will be at the greatest party ever. Every good thing you love about parties will be there. And the best part is that Jesus will be there, welcoming us in.

Will you be there?

Pray.



What to Do

Place the large picture of the field, cows and wedding in front of the large invitation.

Hold up the large "Jesus' Greatest Party Ever" invitation.



Lesson Overview



10 minutes
to focus



Get
Going



Teaching
Time



Brain
Break



Heart &
Hands



10 Minutes to Focus

When preparing, keep these questions in mind and check your planning to see that you are ready to engage your group. Take that clarity into your **Teaching Time** so that you get the **Big Idea** across.



Get Going

Focus the children's attention on the theme of the session using a game or activity. Light, not manic, so that the children can be calm afterwards, with their minds ready.



Teaching Time

Teach the key content of the lesson in an engaging way. Place emphasis to point clearly to the **Big Idea**. If you have used the **Bible Story Idea** already, you may not need to cover the whole story again. If not, you can adapt it to use here with your group or tell the story in another way, perhaps using the suggestions below. However you do this **Teaching Time**, conclude with a simple explanation of the **Big Idea**.



Brain Break

A chance to rest the children's minds before **Heart and Hands**. Get children moving. Finish by linking the activity to the **Big Idea** so that this time serves the Bible story.



Heart & Hands

Small group discussion:

The vital chance for the children to reflect on the story, so that its truths impact their hearts. They do the talking, not the leader. All the children need to be given the opportunity to respond. Ask each question to multiple children. The questions will lead the children to see how their heads (thoughts), hearts (feelings) and hands (actions) are shaped by the Bible story through the work of the Spirit.



Explorers

3–5s



Take 10 minutes to focus! The parable will be exciting for the children, but can you explain what it means in one simple sentence that your class will understand?



Get Going

Get the party ready!

You will need:

Party themed plates and cups, party food, party horns/party hats.

Ask the children to help you set up for a party. Talk

about the fun things you can do at a party. Ask them what their favourite part of a party is. Leave the table set for the party for Teaching Time.

Link: In today's story, Jesus tells us about a great big party.



Teaching Time

You will need:

A picture of a field, a toy cow, a tie or white shawl. 3 dolls/teddies - one with an empty purse, one with bandaged legs, one wearing sunglasses. A device to play party music.

Before the lesson:

Place the dolls/teddies around the room.

Explain that Jesus told a story about a man who was having a great big party. He had got everything ready just like the table the children helped to set up in Get Going. Ask the children if they can spot what is missing from the party - the people!

Explain that something very strange happened when the guests were called. They all said, 'No, I can't come to the party. I'm busy!' Choose children to pretend to be the busy guests. Give them the picture and props and ask them to make the following excuses:

1. I am so sorry. I have just bought a new field (field picture).
2. I am so sorry. I have just bought 10 new cows (toy cow).
3. I am so sorry. I've just got married (tie/white shawl).

Explain that this was the best party ever but all the people thought they had better things to do. Ask the children if they think the people made a good or bad decision to not go to the party (get them to do a thumbs up or down to give their answer).

Point to your party table and explain how the party was ready for people to come to and the man was going to find people to enjoy it. Explain that he went looking for anyone he could find (get the children to collect the 3 dolls/teddies that were placed around the room).

Explain that these were the people who never got invited to fancy parties (hand the dolls/teddies to different children). Ask them to say the following in response to you telling them to come to your party:

1. I don't have any money but I'd love to come! (doll/teddy with the empty purse).
2. I can't walk very well but I'd love to come! (doll/ teddy with bandaged legs).
3. I can't see anything but I'd love to come! (doll/ teddy with sunglasses on).

Place the dolls/teddies at the table and enjoy the party with them. Put on some party music, play a game and eat some food.

Then, explain that Jesus told this story because we

are all invited to the great big party in heaven! And we all have to say 'yes' or 'no' to the invitation like the people in the story. Explain that the people who say 'no' will miss out on the greatest party ever (get them to do a thumbs down and a sad face). Explain that people who say 'yes' will be welcomed into Jesus'

party in heaven forever (get them to do a thumbs up and big smiles/excitement).

End with the memory sentence - 'Jesus invites us to his great party'. Get the children to repeat it back to you a few times.




Brain Break

Party Games!

You will need:

A device to play music, party songs.

Have some fun playing some party games e.g. musical statues or musical chairs/bumps.

 **Link:** Today's story was about the best party ever that will happen in heaven. Jesus says we are all invited. Will you say 'yes'?



Heart & Hands

Craft Time - Make a 'Jesus' Party' invitation

You will need:

A print out of craft sheet A for each child, crayons, glitter and stickers.

Let the children decorate the invitation. Get them to draw a picture of what they are looking forward to at Jesus' great party in heaven. This is your opportunity to make things personal. Sit with each child and read the invitation to them. Write in their name. Ask them the question on the invitation - are they looking forward to the party? Use this craft time to reinforce the **Big Idea** of the lesson to get them ready for **Think Time**.

Think Time

Use the illustrations to remind the children of the story. Point to different parts of the pictures and ask

them to tell you what is happening. Can they tell you which people miss out on the party? What did they want to do instead? Can they tell you which people got to go to the party? What do you think they enjoyed about the party?

Big Question

Would you like to go to Jesus' forever party?

A follow up question

Why did some people say 'no' to Jesus' party? *They were too busy.*

Pray

Dear Father, thank you that your party in heaven will be the best one ever. I want to be there. Amen.



Discoverers 5-7s



Take 10 minutes to focus! How much do you think the children understand about deciding to trust in Jesus? Talk to them about choosing to trust in Jesus, but do so gently, without forcing a decision.



Get Going

Best party ever!

You will need:

A large sheet of paper, magazine/newspaper pictures of party food/games/decorations, glue and felt tip pens, a music playing device and party songs.

Get the children to think about what their best party would be like. Ask the children about the different things each of them would have at their party - food, location,

games, friends etc. Together, create a picture of that perfect party on the large sheet of paper by drawing and gluing on the magazine/newspaper pictures. Play the party music while you create your picture.

 **Link:** We've created a picture of a great party.

Today, we're going to hear a story Jesus told about the greatest forever party. Listen out for why some people chose not to come.



Teaching Time

You will need: A picture of a field, a toy cow, a tie or white shawl, an empty purse, fabric bandages, sunglasses. A device to play party music.

Prepare in advance: A large visual of an invitation to a party, with an invitation to Jesus' forever party in heaven on the reverse side.

Explain to the children that a parable is a made up story that Jesus told. Get the children to act out the story as you read it.

Give the 'servant' the large invitation prop to use as they go to call the guests. When he goes to the guests, give the props to different children and ask them to say...

1. I'm sorry I can't come to your party. I have just bought a new field so I need to go and see it.
2. I'm sorry I can't come to your party. I have just bought 10 cows so I need to go and see them.
3. I'm sorry I can't come to your party. I have just got married so I want to be with my brand new husband/wife.

What do the children think of those excuses (thumbs up or down to show their answers)? Help them see they are good things but they shouldn't stop them from going to the amazing party.

When the servant finds the people to bring to the party, give the props to different children and ask them to say...

1. I don't have any money at all. I'd love to come to your party. (Empty purse)
2. I can't walk very well. Every part of my body hurts. I'd love to come to your party. (Fabric bandages)
3. I can't see anything. I need help to get anywhere. I'd love to come to your party. (Sunglasses)

Have a party together - play some music and play a party game e.g. musical chairs. Ask the children how they think the guests felt when they got to the party. Ask them why it is surprising that these people were at the posh party.

Explain that Jesus told this story because everyone is invited to his party in heaven (show the reverse of the invitation visual). Explain that we are all invited so we all have to say 'yes' or 'no' to the invitation. Remind them of the people who said 'no' in the story. Ask the children how those people would have felt if they missed out on Jesus' greatest party ever. Remind them that Jesus wants us all there but we have to say 'yes' or 'no' to his invitation. Talk about what it means to say 'yes' to Jesus.

As you finish, keep in mind the **Big Idea** and the

questions you thought through in **Take 10 minutes to focus**

as you remind them of how amazing Jesus' party will be.



Brain Break


Grab the invitation!

You will need:

The invitation visual from **Teaching Time**, a chair and a blindfold.

Place the chair in the middle of the room with the invitation under it. Choose a child to sit in the chair and be blindfolded. The rest of the children sit in a wide circle around the chair. Choose a child to quietly go to the chair and take the invitation. They must then return to

their spot in the circle and sit with the invitation hidden behind them. The child in the chair can remove their blindfold and try to guess who took the invitation. If they guess correctly they can have another go. If not then the person who took the invitation gets to be blindfolded. Keep it fast paced so all the children can have a go.

 **Link:** We all want the invitation to the party! Today's story reminds us that we are all invited to Jesus' great party in heaven. Will you say 'yes' or 'no' to the invitation?



Heart & Hands

Use the illustrations to help the children remember the story. Worksheet A is the suggested sheet for this age group. The questions below can mostly be found on the worksheet which has been designed to aid your discussion. If possible, enlarge the page to A3 so you can work on it together. Make sure each child can still answer the personal questions honestly for themselves (e.g. hand out Post-it notes for them to write/draw their answers to these questions).

Did you spot it?

- Why did some people say 'no' to the party invitation?
- What did the man do when people said 'no'?
- Who got to go to the party?

Work it out

- Think of the people who were at the party. How do you think they felt when they were there?
- Think of the people who said 'no' to the party. How do you think they would have felt if they tried to go to the party but weren't let in?
- Jesus told this story about a party. One day, he will throw a real party. Do you know what that party is?

Live it out

- Jesus invites all of us to his forever party in heaven. Have you said 'yes' or 'no' to the invitation?
- What are you looking forward to at that party?

- How do you think you will feel as you walk in? Why?

Pray

Dear Father, thank you that Jesus has invited us to his forever party. Please help us remember that trusting him is more important than anything else. Amen.

Craft Time

Make a 'Jesus' Party' pop out invitation

Choose between craft sheet A or B for this age group. Sheet A is better suited to non-readers/writers. See the **Explorers Craft Time** section for details on sheet A.

For craft B you will need:

A print out of craft sheet B and an A4 page of paper/card for each child, felt tip pens, glitter, stickers, glue and scissors.

Let the children decorate the invitation. Fold the page in half using the two black lines as a guide, so that the writing is on the outside. Cut carefully along the dotted lines, so that 'EVER' remains attached by two thin strips of paper. Then fold the page the other way (writing inside) so that when you open it, 'EVER' pops out. Fold the plain sheet of paper/card and stick it to the outside of the folded invitation - making sure that the cut out word doesn't get glued down. This is your opportunity to make things personal. Sit with each child and encourage them to answer the questions on the invitation.



Adventurers 8-11s



Take 10 minutes to focus! This age group is more aware that some people choose not to accept Jesus' invitation. How will you explain and discuss the difference in this parable between those who turn down the invitation and those who do not.



Get Going


My Dream Party Invitation...

You will need:

Scraps of paper, pens, a bowl.

Give each child a scrap of paper and ask them to write 'My dream party invitation would be to...' on it. Get them to complete the sentence before folding it up and placing it in a bowl. Take one out at a time and

let the children guess who wrote each one. Obviously, they must stay quiet about their own.

 **Link:** We all have different ideas about the dream party we would like to be invited to. Today, Jesus tells a story to help us understand his perfect party and who will be invited.



Teaching Time

You will need:

The table below drawn onto large flipchart paper, pens, Bibles or printouts of the passage.

Sit around the table and start with a quick dramatic reading of the passage before looking at it in depth. Give children different speaking roles. When it is their

time to speak, they must stand up to say their part. Keep it fast paced.

Once you've gone through the passage, fill in the table below together. If you have a large group then split up and look at different questions on the table before coming back together to feedback.

THE PARABLE	WHAT IT MEANS IN REAL LIFE
v16-17 What was ready?	v15 What is this parable about?
v18 Response 1:	What good, important things might get in the way of you and your friends saying 'yes' to Jesus' invitation?
v19 Response 2:	
v20 Response 3:	
v21 What did he do about it?	What do we learn about who will be in Jesus' family?
v21-23 Who came to the party?	What do we learn about heaven and who will be there?
	v24 What did Jesus want the guests he was speaking to to understand?

Finish by drawing together what you have learnt from the parable, in particular what Jesus wanted to teach the guests. Keep in mind the **Big Idea** and the questions you thought through in **Take 10 minutes**

Brain Break

Good Distractions


You will need:

A bench, a chair, plastic cones, inflated balloons, a bowl of sweets, party horns.

Set up a simple obstacle course e.g. walking along a bench, crawling under a chair and walking backwards around plastic cones. While each child does the course, the rest of the children try to distract them – offer them

to focus as you explain that there is a decision to be made. This parable warns of the danger of letting other good things get in the way of accepting Jesus' invitation to be with him in heaven.

a sweet, blow a party horn, swat balloons around them (set some rules so the aim isn't to swat balloons at the child). Can they resist the distractions and focus on the course? Keep it light and fun.

 **Link:** The people who said 'no' to the party were distracted by good things. We all need to say 'yes' or 'no' to Jesus' invitation. Don't let good things get in the way of saying 'yes'.

Heart & Hands

Use the illustrations to help the children remember the story. Worksheet B is the suggested sheet for this age group. The questions below can mostly be found on the worksheet which has been designed to aid your discussion. If possible, enlarge the page to A3 so you can work on it together. Make sure each child can still answer the personal questions honestly for themselves (e.g. hand out Post-it notes for them to write/draw their answers to these questions).

Did you spot it?

- What were the reasons why some people didn't want to go to the party?
- How did the man make sure his party was full?
- Who got to go to the party instead?

Work it out

- What does Jesus want us to learn from the people who didn't go to the party?
- How do you think the people at the party felt? Why?
- What do you think is surprising about Jesus' story?

(It is normally in the shock and surprise that we learn what Jesus was teaching in a parable.)

Live it out

- The parable warns us that good things can be a distraction. What good, important things distract you from Jesus?
- Christians can look forward to Jesus' greatest party ever. How does that make a difference to life now?
- Jesus' invitation requires an answer. Have you thought about your answer?

Pray

What is there to thank God for as you think about this party? What would you like to pray for yourself and others?

Craft Time

Make a 'Jesus' Party' pop out invitation

Have the craft available to use after your discussion time. See the **Discoverer's Craft Time** for directions on how to make the craft.

Xtra Stretch

- Why does Jesus make it so clear that, 'none of those men... will ever eat with me' (v24)?
- Why would someone say 'no' to Jesus?

- You've now had a lot of meals with Jesus. What have you discovered about him?



Mixed Ages

3–11s

This component is suitable for a mixed group of children aged 3–11 years old. Use this if you are unable to break your group into smaller classes because of the number of children or leaders you have.




Take 10 minutes to focus! Think about how to clearly explain the parable so the youngest in your group will understand it. How will you help your children see that we are all the surprising guests that are being brought into the party. Think about how to talk to them about whether or not they have accepted Jesus' invitation.

Go! Get Going

Plan the Party

Write a list of party-related things that the children must choose between e.g. a bouncy castle or a slip and slide; unlimited cupcakes or unlimited pizza; going to the cinema or going to a funfair. Divide your room into 2 – side A and side B. Start with everyone in the centre of the room, call out the options and get the children to

stand on the side of the room that shows which thing they would choose to have at their party.

 **Link:** One day Jesus will have the greatest party ever. In today's story, we will hear who will be at the party.



Teaching Time

You will need:

Party themed plates and cups, party food, party horns/party hats, a picture of a field, a toy cow, a tie or a white shawl, an empty purse, a walking stick, sunglasses, fabric bandage. A device to play party music.

Explain that Jesus was at a dinner with some very religious people. They all thought they were part of God's family because they were good. Explain that Jesus told them a story to help them see that God's family will be full of surprising people.

Divide the story into the following 3 scenes. Get the children to act out the scenes before you talk about the questions.

Party preparation (verses 16–17) – get the children to set up the party table while acting out the scene.

- How do you think the host felt when the party was ready?
- What do you think the party would be like?
- Would you have wanted to be invited?

Excuses (verses 18–20) – use the field picture, toy cow, tie and white shawl as props for the people making excuses.

- Are new fields, cows and getting married good or bad things (thumbs up or down to show answers)? *They are good things.*
- Do you think the people made a good or bad decision (thumbs up or down to show answers)? *Why? The people let good things stop them from going to an amazing party. They should have said yes to the invitation.*

The Surprising Guests (verses 21–23) – use the empty

purse, walking stick, sunglasses and bandages as props for the poor, crippled, blind and lame people. Play some party songs and a party game and have some fun!

- How would you feel if you saw scruffily dressed or homeless people walking into a party at the Queen's palace? Why? *That's how surprising it was that these people were at the party.*
- How do you think the guests felt at the party? (make faces or act out reactions)

Missing Out (verse 24): give the children the same props as were used by the people who made excuses.

Get them to act as if they were peering into the party and seeing what they were missing out on.

- How do you think the people who said no to the party felt when they realised they were missing out? (make faces or act out reactions)

Finish by helping the children see that one day, Jesus will throw the best party ever in heaven. Keep in mind the **Big Idea** and the questions you thought through in **Take 10 minutes to focus** as you explain that we are all invited and have to say 'yes' or 'no' to the invitation. If we say 'yes' we get to look forward to the greatest party ever!



Brain Break


Distraction Dodgeball

You will need:

20 pieces of paper to be invitations, inflated balloons.

Place the invitations in 2 piles on one side of the room. Split your children into 2 teams and stand them opposite the invitations. One at a time, a child from each team must walk to the invitations, take one and return to their group. While they are going back and

forth, leaders throw balloons at them to distract them. The children can swat the balloons away as if they are resisting distractions. First team to collect all their invitations wins.

 **Link:** We have been invited to the greatest party ever by Jesus. Don't let the fun distractions now stop you from saying 'yes' to his invitation.



Heart & Hands

If you have more than one leader then you could split up into smaller groups of similar aged children (if possible). If not then get the younger ones busy with a craft so you can have some discussion time with the older children.

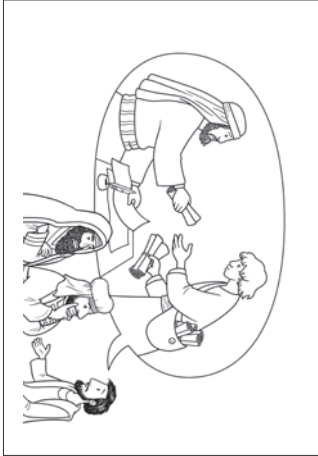
Use the illustrations to help the children remember the story.

Depending on your children, use the craft/ worksheet and questions that will suit them best from the Explorers/Discoverers/Adventurers sections.



Appendix

The following pages can be copied, printed and used to accompany this lesson.




p19



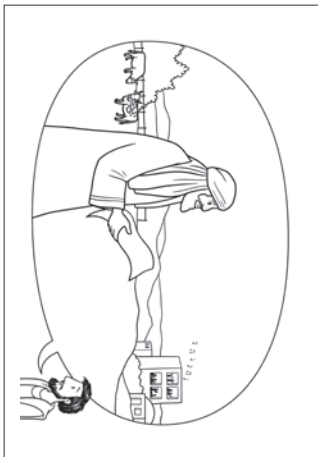
p20



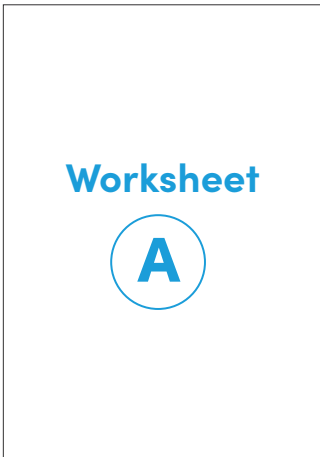
p21



p22



p23



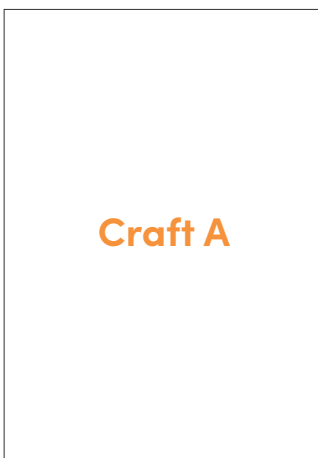
p24




p25



p26



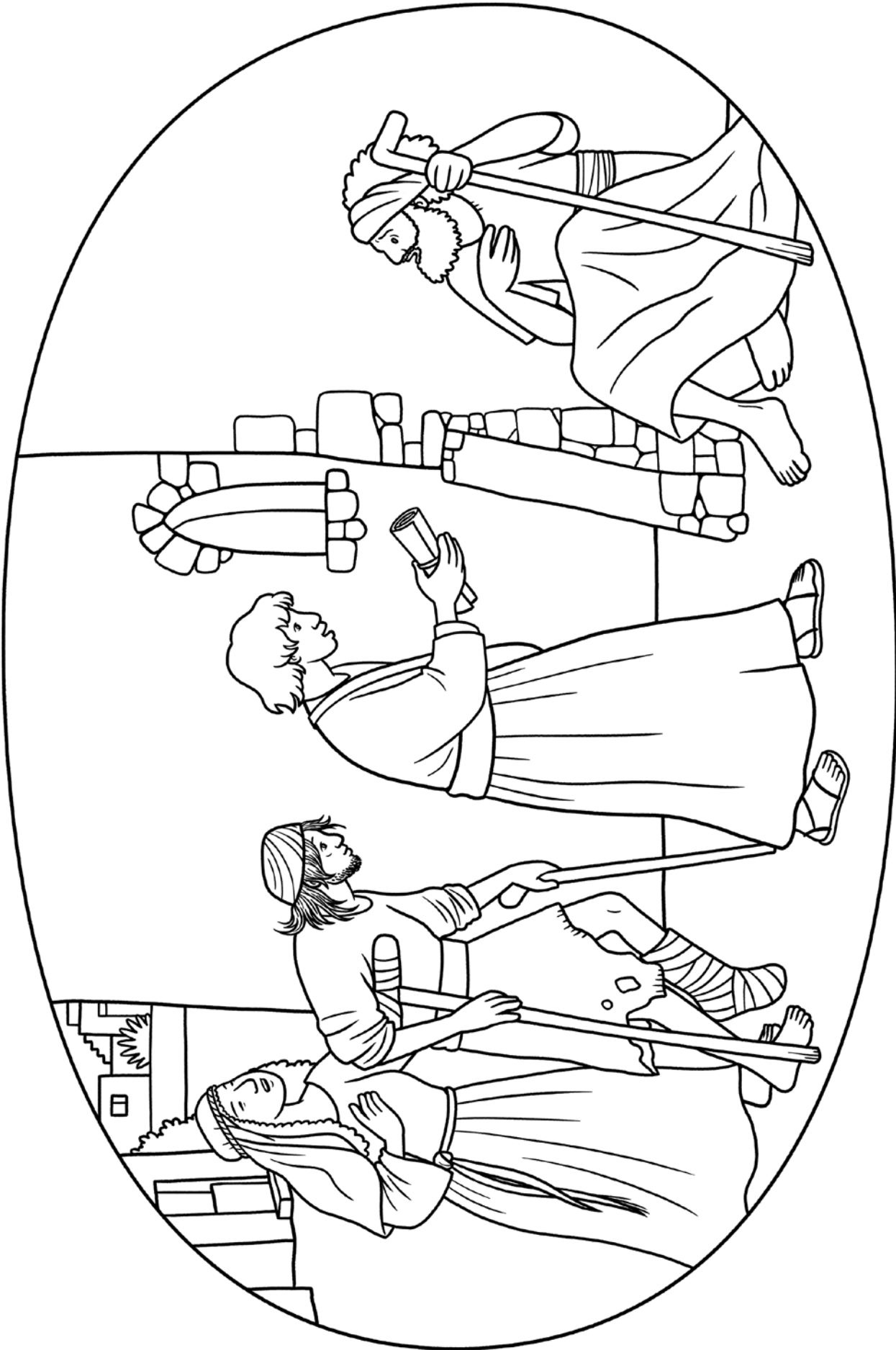
p27




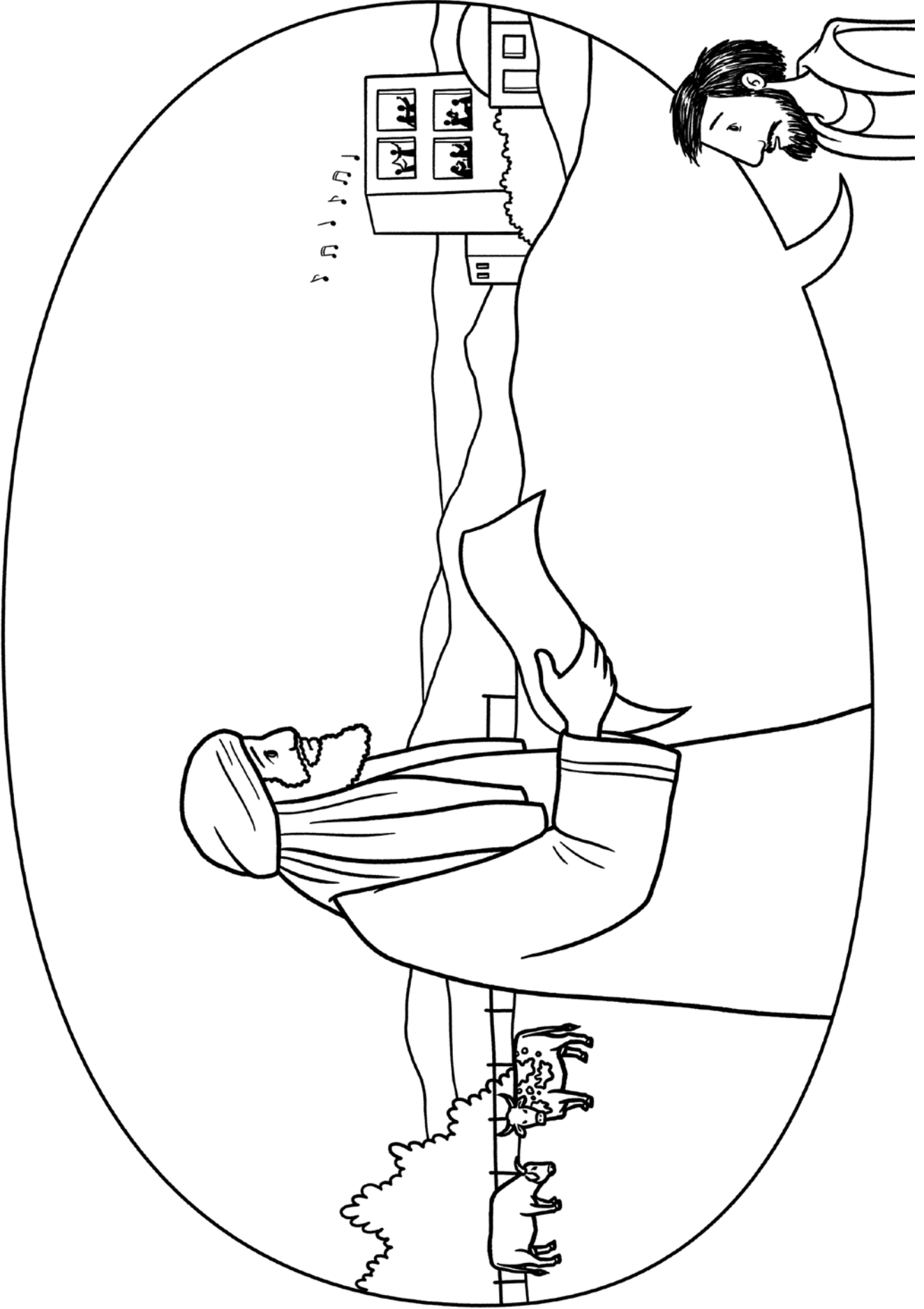
p28













Did you spot it?

Why did people say 'no' to the party?
Match the excuses to the people...



- I bought a new field
- I got married
- I bought new cows

Colour in the people who did go to the party...



Work it out



How did it feel to be at the party?
Colour in the face...



How did it feel to miss out on the party? Colour in a face...



Live it out

You are invited to Jesus' Forever Party. Will you be there?

Yes please!

No thanks.



Draw a picture of what you are looking forward to at the party...

How will you feel as you walk into the party? Colour in the face...



B

MEALS WITH JESUS

Lesson 9: The Greatest Party Ever

LUKE 14:15-24



Did you spot it?

Some people said 'no' to the party.
What 3 excuses did they give?

- 1.
- 2.
- 3.



Who got to go to the party instead?

-
-
-
-



Work it out



What can we learn
from the people who
said 'no' to the party?

How did the people at the
party feel? Draw an emoji
face...



Live it out

What good and important
things distract you from Jesus?

-
-
-
-

How does looking
forward to Jesus'
greatest party
change how you
live today?



Have you replied
to Jesus' invitation?
Colour in a square



Why? Why not?



Use these questions to get a conversation started about today's lesson with your child. Pick a time that sets you up for success - maybe in the car on the way home or before bedtime. Make yourself part of the conversation and share your own ideas - this is not a test!

MEALS WITH JESUS

Lesson 9: The Greatest Party Ever

LUKE 14:15-24



Big Idea:

The guests you'd expect at the heavenly banquet refuse, while Jesus welcomes the most surprising people instead.



Faith in Kids looks like:

Children who look forward to being at the heavenly banquet with Jesus, resisting all distractions.



3-5s

- Would you like to go to Jesus' forever party?
- Why did some people say 'no' to Jesus' party? *They were too busy.*



5-7s

- Why did some people say 'no' to the party?
- Who went to the party?
- What can you tell me about Jesus' greatest party ever? Will you be there?



8-11s

- What excuses did the people give for not going to the party?
- What is the parable about?
- Are you looking forward to Jesus' greatest party ever? Why?

JESUS INVITES

to the best party ever!



Are you looking forward to it?





Draw what you are looking forward to...

JESUS INVITES YOU

TO THE BEST
BANQUET...

EVER

HAVE YOU
REPLIED?



FOLD

FOLD

Meals with Jesus

Cover artwork
inspired by

The logo for The Good Book Company features a red swoosh above the text. The word "the" is in black, "good" is in red, and "book" is in black. Below "book" is the word "COMPANY" in all caps, black, and smaller font.

the**good**book
COMPANY

faith  **in** kids

www.faithinkids.org