

Meals with Jesus



A journey through
Luke's Gospel

Lesson 5

Best Seat in the House



faith **in** kids

9
lessons

Copyright © 2020 Faith in Kids

Free licence is granted to print or copy this material for personal or noncommercial use. All illustrations and worksheets may be re-sized, copied and used as required. They are restricted to use with Faith in Kids resources only. Any unauthorised copying and distribution other than stated is prohibited.

Living Out (www.livingout.org) commissioned Faith in Kids (www.faithinkids.org) to produce these resources to help children understand Jesus' care for the marginalised. Visit www.faithinkids.org from November 2020 to download these resources.

These resources tie in with our book of family Bible times, 'Meals with Jesus'. Published by The Good Book Company.

thegoodbook.com | thegoodbook.co.uk | thegoodbook.com.au | thegoodbook.co.nz | thegoodbook.co.in

We recommend the International Children's Bible for use with children during the lesson. Our leader's notes use the New International Version.

Scripture taken from the Holy Bible, NEW INTERNATIONAL VERSION®, NIV® Copyright © 1973, 1978, 1984, 2011 by Biblica, Inc.® Used by permission. All rights reserved worldwide.

Scripture taken from the International Children's Bible®. Copyright © 1986, 1988, 1999 by Thomas Nelson. Used by permission. All rights reserved.

'All for the glory of God alone' (1 Corinthians 10:31)

Contents

Preparation	4
Bible Story Idea	6
Lesson Overview	8
 Explorers (3–5s)	9
 Discoverers (5–7s)	11
 Adventurers (8–11s)	13
Mixed Ages (3–11s)	15
Appendix	
Illustrations for this session	18
Worksheets	22
Take Home Truth	24
Craft	25

Best Seat in the House

LUKE 14:1-11



Big Idea:

Jesus is kind and always puts others first.



Faith in Kids looks like:

Children who are so amazed by Jesus' kindness to them that they want to be kind and put others first.



Preparation

Pray and read the Bible passage. Read **Where are we going?** and **Win my heart first** to give you a better understanding of the passage and the **Big Idea**. Spend some time thinking through how this makes a difference to your life.

Read the lesson plan for the age group you will be teaching. Use a **Get Going** or **Brain Break** idea from a different age group if it is better suited to your children.

Prepare your lesson. Think through the **Take 10 minutes to focus!** questions before preparing your

Teaching Time. Use the International Children's Bible (which can be found online at www.biblegateway.com) for a simplified version of the text during **Teaching Time**. Keep the **Big Idea** in your mind to help you teach it clearly in every part of your lesson. Collect/draw/print/make what you need for the different sections of the lesson.

Pray for the children in your group to grasp the **Big Idea** and to live it out in their lives. Remember that you have the Holy Spirit's help as you teach God's word!



Where are we going?

This meal is hosted by a Pharisee who had ulterior motives when he invited Jesus to be a guest at his table. His actions show us a lot about his heart. He was mean and proud and treated others as less important

than himself. He was happy to use a poor, sick man to trap Jesus. But he only trapped himself. Jesus, on the other hand, was kind and healed the sick man. He showed us what it looks like to lovingly put others first.



Win my heart first

The world says, 'make yourself a priority - look after yourself first'. The temptation to do so is real. We have proud hearts and we think we deserve to be treated as number 1. We fear that if we don't put ourselves first then no one else will.

But, look at Jesus - God in the flesh - who has every reason to boast. In every situation he humbles himself and puts others first, including us. Jesus tells us to do the same. We need him to help us see ourselves rightly, so that we learn to treat others rightly.

v1 The Pharisees wanted to trap Jesus into doing something wrong. They were the local experts in the law, and they knew their Bibles well. They wanted to prove they knew better than Jesus so they invited him to dinner, and carefully watched his every move.

v2 It seems that this suffering man was dragged in to be the trap. It was the Sabbath, God's special day of rest. The Pharisees thought that if Jesus healed the man then he'd be breaking God's law.

v3-4 Jesus saw through it. He asked them, 'is it lawful to heal on the Sabbath?' When they were silent, he gave them a crystal clear answer with his actions - he healed the man.

v5-6 Jesus wanted to show them how they had misunderstood God's law. They'd used something good - keeping God's law - as an excuse to be unkind. But God is good and kind, so of course they should be kind on the Sabbath. These men did what served themselves, but Jesus is very different. No wonder they didn't recognise him as God's Son.

v7-10 Jesus told a story to shine a light on their behaviour. They wanted to pick the best seats because they cared about themselves and felt they deserved it. But Jesus wanted them to see the truth - no one deserves a place at God's table. We are all selfish and unkind.

v11 To enjoy a place at God's table, we need to understand that we will never deserve to be there. But by God's grace, when we understand our selfishness and admit we are undeserving, Jesus invites us to sit in a place of honour! When we are amazed that Jesus puts even us before himself, we will treat others in this same way.



Question for my heart

This story is a warning to those who know their Bibles, think they've got it all right and look down on other people. Are there traces of the Pharisees' pride in your heart? This is also a story of Jesus' kindness. Humble yourself as you ask him to change your heart.



Bible Story Idea

This has been written as an all-age slot to introduce the whole church family to what the children are learning today, but it could be adapted for the children's classes.



Helpers Needed

Volunteers to act as the Pharisee, the sick man and Jesus.



Props

A toilet sign, large book, bandages, picture of a cross with 'For You' written on it.



What to Say

Have you ever been to a party and had a really bad seat? The one next to the toilet, far away from the birthday boy or at the last table to get served? It's a surprise because we think we're more important than that and deserve a better seat.

In today's story, Jesus was invited to a Pharisee's posh party. All the people there thought they deserved the best seat in the house. But Jesus was going to teach them a better way.

The Pharisee thought he knew God's law inside out and back to front - better than Jesus did. So, he set a trap to catch out Jesus! He invited a sick man to his party.



What to Do

Hold up a toilet sign. Pretend to peer across the room to see the birthday boy.

Pharisee comes and stands proudly in the front with a large book under his arm.

Sick man with arms wrapped in bandages, slumped shoulders and looking distressed, comes to the front. Stands next to Pharisee who steps away from him/looks down on him.



What to Say



What to Do

Pharisee: 'Jesus is such a sucker for helping the poor and sick. He thinks he's a 'do gooder', but he doesn't know how to do things properly. You see, the law says that on the Sabbath day you should not work. So when Jesus heals this guy we'll be able to show him up! Oh look, here's Jesus now!'

Pharisee holds up the large book.

Pharisee points to the sick man.
Pharisee bangs book closed.

What will Jesus do? Will he be trapped? Or will he be kind?
Jesus wasn't surprised. He knew what the Pharisee's plan was, because he knew what his heart was like.

Jesus walks in and stands between the Pharisee and sick man. Pharisee rubs his hands.

Jesus: 'Is it lawful to heal on the Sabbath or not?'

Jesus looks at the Pharisee who is silent and looks down. Jesus takes the sick man's hands. Sick man looks surprised then pats his arms and legs before jumping up and down with excitement before leaving the scene.

Sick man: 'I'm healed! I'm healed!'

Wow! Jesus was kind even though he was in danger of being trapped. He didn't break God's law. He was kind to a man who needed help.

The Pharisee was a bit of a show off. He thought that following God was about keeping the rules really well so he looked good. He didn't love God, he loved himself and he treated people badly.

Pharisee puffs out his chest and looks pleased with himself, holds up the big book.

But following God is about loving him and loving others like Jesus did. Jesus showed kindness and put the sick man first.
Jesus does the same for us. He put us first when he died on a cross to save us.

Jesus hands the main speaker a picture of a cross that says 'For You' on it.

When you know how kind Jesus has been to you, that will change you and how you treat other people.

Pray



Lesson Overview



10 minutes to focus



Get Going



Teaching Time



Brain Break



Heart & Hands



10 Minutes to Focus

When preparing, keep these questions in mind and check your planning to see that you are ready to engage your group. Take that clarity into your **Teaching Time** so that you get the **Big Idea** across.



Get Going

Focus the children's attention on the theme of the session using a game or activity. Light, not manic, so that the children can be calm afterwards, with their minds ready.



Teaching Time

Teach the key content of the lesson in an engaging way. Place emphasis to point clearly to the **Big Idea**. If you have used the **Bible Story Idea** already, you may not need to cover the whole story again. If not, you can adapt it to use here with your group or tell the story in another way, perhaps using the suggestions below. However you do this **Teaching Time**, conclude with a simple explanation of the **Big Idea**.



Brain Break

A chance to rest the children's minds before **Heart and Hands**. Get children moving. Finish by linking the activity to the **Big Idea** so that this time serves the Bible story.



Heart & Hands

Small group discussion:

The vital chance for the children to reflect on the story, so that its truths impact their hearts. They do the talking, not the leader. All the children need to be given the opportunity to respond. Ask each question to multiple children. The questions will lead the children to see how their heads (thoughts), hearts (feelings) and hands (actions) are shaped by the Bible story through the work of the Spirit.



Explorers

3–5s



Take 10 minutes to focus! How will you make the concept of putting others first more real and concrete for your children?



Get Going


Me First. You First.

You will need:

2 teddies/dolls/toy figures and props (see suggestions below).

Use the toys and props to act out a couple of scenarios to show the children what 'me first' looks like. Then show them the better way of 'you first' (e.g. using your favourite colour cup/letting a sibling use

it; going on the swing at the playground first/letting another child go first). Throughout, ask the children what the teddy/toy was doing to prompt the repeated answers from them of 'me first/you first'.

 **Link:** In today's story, Jesus told people to look after others. He said 'you first' is better than 'me first'.



Teaching Time

You will need:

Bible story illustrations (see **Appendix**), fabric bandages, party hats and party snacks (be aware of allergies and intolerances).

Explain that Jesus was at a party (get the children to sit around a table, put out some party hats and snacks). Explain that people at the party looked after themselves first (act out choosing your favourite colour party hat and the best snack). Explain that Jesus told them to look after other people first (act out offering hats and snacks to the children then ask them to do the same).

Show picture 1. Tell the children about the man at the party who was sick and needed looking after (ask

for a volunteer to be the sick man - wrap bandages around the head and arm of the child). Explain that the people at the party weren't looking after the sick man (get the children to act out ignoring the bandaged child, who sits away from the table).

Show picture 2. Explain that Jesus looked after the sick man and made him better (point out the bandages on the floor and the man's happy face in the picture. Call the bandaged child to the table and take off the bandages. Get the child to act out how happy they would be if Jesus made them better).

Remind the children that Jesus is kind and always looked after others first. Jesus looks after us too.

End with the memory sentence 'Jesus looks after us.' Get the children to repeat it back to you a few times.




Brain Break

Look After Others First

Divide the group in 2 and have them sit on opposite sides of the room. Give one group party hats and balloons (have enough for all the children in your group). Before they pretend to have a party, they must 'look after others' by running one at a time to the other group, taking a child by the hand and bringing them back to their group. When all the children have

been brought back get them to repeat the memory sentence 'Jesus looks after us' and then pretend to have a party. Play 2 rounds so that each group can practice 'looking after others'.

 **Link:** In today's story, Jesus told people to look after others.



Heart & Hands

Craft Time - Make a 'Jesus looks after us' craft

You will need:

A copy of the Jesus figure sheet (see **Appendix**) and 4 strips of coloured paper (A4 page length, 2cm wide) for each child, glue, crayons, small pieces of paper.

Prepare in advance:

Cut out the hands. Make the accordion fold arms for younger children.

Help older children make the arms - stick the ends of 2 strips of paper together in an L shape. Accordion fold the strips and glue a hand onto one end. Attach the other end to the Jesus figure. Give the children a piece of paper to draw themselves and their family onto. They can then stick the drawing to one of the hands to remind them that Jesus looks after them first. Use this craft time to reinforce the **Big Idea** of the lesson to get them ready for **Think Time**.

Think Time

Use the illustrations to remind the children of the story. Point to different parts of the pictures and ask them to tell you what is happening.



Big Question

Who did Jesus look after at the party? The sick man.

A follow up question

Does Jesus look after us? Yes!

Pray

Dear Jesus, thank you for looking after us. Amen.



Discoverers 5-7s



Take 10 minutes to focus! How can you help your group to understand Jesus' teaching to look after others first? No child finds that easy! How will you help them be amazed at Jesus' kindness to them?



Get Going

Eyes on the Leader

Sit in a circle or around a table with one person chosen to be the leader. The leader acts out eating a meal: sipping soup, opening and slurping a fizzy drink, twisting a forkful of spaghetti, stretching across the table for salt. As they do, everyone follows the leader exactly. Make it a challenge by sending one child out the room while the leader is chosen. They return and

have to guess who the leader is as they watch everyone do the actions.

Link: In that game, the leader was the most important person in the room. In today's story, lots of people thought they were the most important. We will see who Jesus said we must treat as important.



Teaching Time

You will need:

Pictures of party food, toy figures (one for each child, one to be Jesus and 1 to be the sick man - cover it in plasters).

Sit around a table and place the party food pictures on one side of the table. Give each child a toy figure and get them to put it where they would want to sit at the table if they were really having a party. Ask them why they chose that spot. Explain that Jesus (add the Jesus toy figure) was at a party where everyone tried to choose the best seats. They thought they were the most important so they put themselves first.

Read or summarise in your own words verses 1-3 (use the toy figures to act it out). Explain that the Pharisee, whose party it was, set a trap for Jesus. He invited a sick man to the party (hold up the toy figure covered in plasters). It was God's special day of rest - when people weren't meant to do any work. The Pharisee thought that if Jesus healed the man then he was working and breaking God's rules! Ask the children what they think Jesus will do. Then read verse 4 (remove

the plasters from the toy figure - act out his happiness at being healed). Explain that God is always kind and it was right for Jesus to help the man. Draw out the drama of the Pharisees staying silent - they tried to trap Jesus but they couldn't.

Ask the children who Jesus put first that day - himself (to avoid being trapped) or the sick man (hold up the Jesus and sick man figures and get the children to point or raise hands to show their answers)? Explain that Jesus is God - he was the most important person at that party, but he put the sick man first. That is what Jesus is like. He always puts others first because he is kind. Jesus says that we must put others first too. Ask the children if they find that easy or hard. Remind them that Jesus will always help us to do that.

As you finish, keep in mind the **Big Idea** and the questions you thought through in **Take 10 minutes to focus**. Talk about how Jesus has been kind to us and the biggest way he put us before himself, by dying for us on the cross.

Finish with a prayer of thanks to Jesus for his incredible kindness to us.



Brain Break


Best Seat

You will need:

A blindfold, a chair, a set of keys.

Sit a blindfolded child on a chair with a set of keys underneath it. Everyone sits in a circle around the child. Another chosen child must take the keys as quietly as possible and return to their seat. The

blindfolded child must then guess who took the keys. If they guess correctly, they can choose to stay in the seat for another go or they can choose to give another child a turn.

 **Link:** It's fun being in the chair and can be hard to give up the fun for someone else. But in today's story Jesus tells us that we must put others first, just like he did for us.



Heart & Hands

Use the illustrations to help the children remember the story. Worksheet A is the suggested sheet for this age group. The questions below can mostly be found on the worksheet which has been designed to aid your discussion. If possible, enlarge the page to A3 so you can work on it together. Make sure each child can still answer the personal questions honestly for themselves (e.g. hand out Post-it notes for them to write/draw their answers to these questions).

Did you spot it?

- Who was at the dinner party?
- What did Jesus do for the sick man?

Work it out

- Can you remember what the other people at the meal were trying to do to Jesus? Why?
- How did Jesus show he was kind?
- Who did Jesus put first? Why?

Live it out

- Jesus looked after others first. Jesus put you first by dying to save you. How does it feel to be looked after by Jesus?
- Can you think of ways you can look after other people and put them first?

Pray

Dear Father, thank you that Jesus looked after me. Please help me to be kind and to put others first when I find it hard to. Amen.

Craft Time

Make a 'Jesus looks after us' craft.

Use the craft if you have time available after your discussion. Craft instructions can be found in the Explorers **Craft Time** section.



Adventurers 8-11s



Take 10 minutes to focus! Children could so easily hear from this story that they must be kind because Jesus is kind. How will you help them to first be amazed by Jesus' kindness to them? Grasping how Jesus treats them will change how they want to treat others.



Get Going

The Most Important


You will need:

Pictures of people at different levels of hierarchy e.g. a queen, an army captain, a policeman, a prime minister, a head teacher, a teacher.

Get the children to imagine those people were at an important function. Who would be considered the most

important and who would be considered the least? Get the children to put them in order.

Talk about how people would respond if the person at the bottom end of the scale acted as if they were at the top and vice versa?

 **Link:** In today's story, we see how Jesus, the most important person ever, treats others.



Teaching Time

You will need:

Blank sheets of paper, pens and Bibles.

Split into 2 groups, and put a leader with each group. Get one group to listen out for anything about the Pharisees and what they are like. The other group must listen out for anything about Jesus and what he is like.

Read Luke 14:1-11 out slowly. When they hear something about their person, they must clap or tap the table to stop the reading to say what they have spotted. Have them write these things down.

Get each group to summarise what their person was

like and report back. Compare how they differed in how they thought, felt and acted towards others in the story. Can the children work out why the Pharisee was so mean when he claimed to be such a religious person? Can they work out why Jesus was so kind even when he was being trapped?

As you finish, keep in mind the **Big Idea** and the questions you thought through in **Take 10 minutes to focus**. Talk about how Jesus has been kind to us and the biggest way he put us before himself, by dying on the cross for us.

Finish with a prayer of thanks to Jesus for his incredible kindness to us.



Brain Break

The Best Thing

You will need:


Ball pit balls or lots of scrunched up pieces of paper.

Play as pairs or as teams. The aim is to collect as

many balls as possible in a set amount of time. First play to collect balls for yourself. Then have a round of playing to collect balls for the other team/person in your pair.

This could be adapted for a smaller space. Play as pairs. Have a deck of cards and lay them out on a table.

Pick up as many cards as possible in a set amount of time (only pick up one card at a time). First play to collect for yourself and then to collect for the other person in your pair.

 **Link:** In today's story, Jesus taught about putting others first. It's what he did for us and he will help us to do the same when we find it difficult.



Heart & Hands

Use the illustrations to help the children remember the story. Worksheet B is the suggested sheet for this age group. The questions below can mostly be found on the worksheet which has been designed to aid your discussion. If possible, enlarge the page to A3 so you can work on it together. Make sure each child can still answer the personal questions honestly for themselves (e.g. hand out Post-it notes for them to write/draw their answers to these questions).

Did you spot it?

- What did Jesus do when he saw the sick man?
- Can you remember what the other people at the meal were thinking?

Work it out

- Why did Jesus talk about where they sat at mealtimes? Why did he care about that?
- How did Jesus show he was kind?
- If Jesus is so important, why does he put others first when they should put him first?

Live it out

- Who do you find easy to put first? Who is harder to be kind to?
- How did Jesus put us first?
- If you remembered that, how would it change the way you treat other people?

Pray

Think about the kind of person you want to be: kind, helpful, selfless. Remember that no one can be like that without God's help. Ask him to help you now.

Craft Time

Have this craft ready to use if you have time available after your discussion.

You will need:

Sheets of paper, coloured pens, scissors.

Get the children to make a number 1 with their hand (bend thumb and fingers and hold up an index finger) and then draw around it. Cut it out and write 'Jesus always put other people first' on the palm of the hand.



Xtra Stretch

- Why does Jesus want us to humble ourselves? What's so good about being bottom of the pile?
- How do you feel about putting others before yourself? Is it impossible? Or nearly impossible?
- Do you want Jesus' help? How do you need Jesus' help?



Mixed Ages

3–11s

This component is suitable for a mixed group of children aged 3–11 years old. Use this if you are unable to break your group into smaller classes because of the number of children or leaders you have.



Take 10 minutes to focus! How will you help your younger children grasp the main truth in the story while also helping your older ones be amazed by Jesus' kindness to them?



Get Going

Would You Rather...


You will need:

Items for a task e.g. Lego/building blocks; party table items – hats, balloons, paper plates. Or items for a task that better suits your group.

Explain that the younger children will do the task – older ones can help only. You could do this in a variety of ways depending on the number of children in your group e.g. put the children in pairs (1 young, 1 older) and get them to build a tall Lego/building block tower;

or as a group of younger children get them to set up a party table.

Encourage the older ones to be gentle with the younger ones – it's not a race that must be won. Help them think of ways to help but without doing the task e.g. fetching or handing them items and pointing out where to put them.

 **Link:** Maybe you could have done a better job, but you put the younger ones first by helping them. In today's story, Jesus said to look after others first.



Teaching Time

You will need:

Party items (use the ones used for **Get Going**), snacks (be aware of allergies and intolerances), fabric bandages, 2 card hearts, a marker pen.

Set up a party table with the items on one side of the table only. Get the children to take seats around the table. Ask them why they chose that spot. Did anyone race to the table to get the best spot? Was there any fighting over seats? Swap a child in the 'best seat' with a child in the 'worst seat'. Ask them how it felt to move up or down the table.

Explain that in the story, Jesus was at a party where everyone tried to choose the best seats. They thought they were the most important so they put themselves first. Explain that Jesus was going to teach them about

kindness and looking after other people first. Ask the children to offer the snacks to others first before eating them.

Choose children to act as the Pharisee, sick man (wrap the child's head and arms in bandages) and Jesus while the rest are the people at the party.


Read verses 1–4 while the children act it out. Explain the trap that the Pharisees had set. The Sabbath was God's special day of rest and the Pharisees would have considered healing as work. Draw out the drama of the Pharisees staying silent – get the children to put fingers on their lips and be really quiet before carrying on with the story. Encourage surprised faces when the man is healed. Explain that God is always kind and it was right for Jesus to help the man.

Get the 'Pharisee' and 'Jesus' to stand up front each

holding a card heart. Ask the children who each one put first that day - write the answers on their hearts. Explain that Jesus put the sick man first - he cared for him more than he cared about what would happen to himself. Help them to see that as God, Jesus has every reason to always be put first. But, he is the one who always puts others first and treats them with kindness.

As you finish, keep in mind the **Big Idea** and the questions you thought through in **Take 10 minutes to focus**. Talk about how Jesus has been kind to us and the biggest way he put us before himself.

Finish with a prayer of thanks to Jesus for his incredible kindness to us.



Brain Break


Have My Seat


You will need:

Chairs and a device to play music.

Play musical chairs - put out one fewer than enough chairs for the children, and play the music. When the music stops they need to grab a chair. One by one, take a chair away, until there is only one chair left, and a winner sitting on it. Every time the music

stops and another child is out, ask the 'safe' children if they would like to offer their seat to another child. Set some rules to keep the game calm especially if you have a broad mix of ages.

 **Link:** It isn't easy putting others first especially when it means we miss out. In today's story, Jesus said to put others first. He did it for us and he will help us to do it too.



Heart & Hands

If you have more than one leader then you could split up into smaller groups of similar aged children (if possible). If not then get the younger ones busy with a craft so you can have some discussion time with the older children.

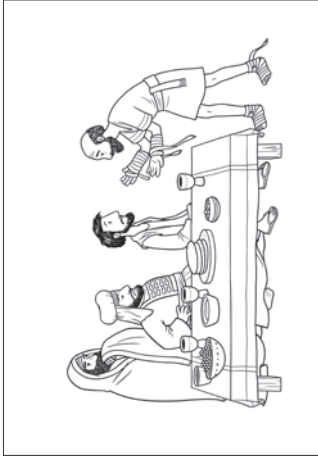
Use the illustrations to help the children remember the story.

Depending on your children, use the craft/ worksheet and questions that will suit them best from the Explorers/Discoverers/Adventurers sections.

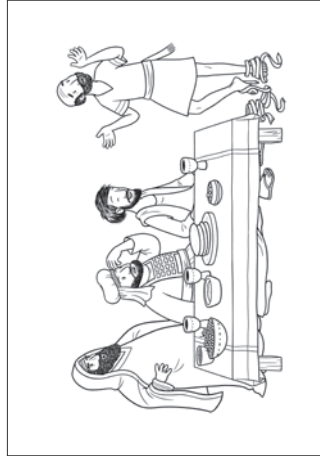


Appendix

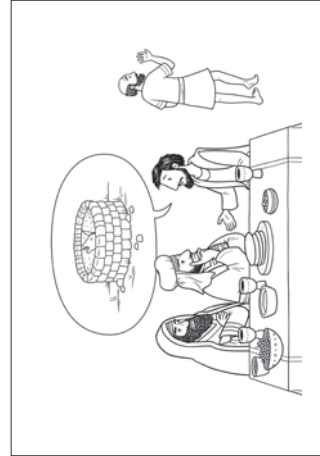
The following pages can be copied, printed and used to accompany this lesson.



p18



p19



p20



p21

Worksheet

A

p22

Worksheet

B

p23


Take Home
Truth


(parent handout)

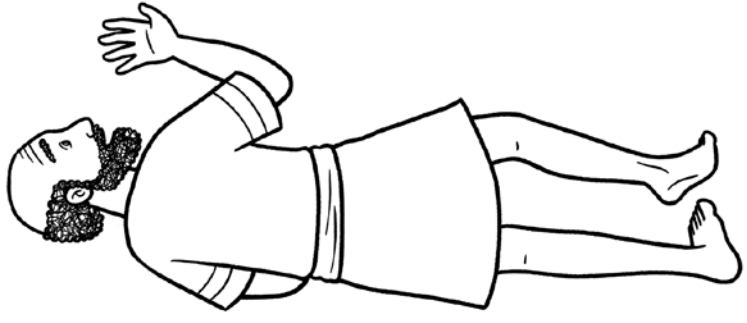

p24


Craft

p25












Did you spot it?



Tick the correct answer.
Jesus made the sick man...

- bald taller
- better




Work it out





Tick the correct answer.
Jesus taught people to...

- tie their shoelaces
- put other people first
- say the alphabet



Live it out

 Draw a picture to show the biggest way Jesus put you first...

 Write or draw ways you can look after other people...

How does it make you feel that Jesus died for you? Colour in a face



B

MEALS WITH JESUS

Lesson 5: Best Seat in the House


LUKE 14:1-11



Did you spot it?

Write in the thought bubble what the Pharisees were thinking.

Write in the speech bubble what Jesus said when he saw the sick man.



Work it out



Tick the correct answer. Jesus taught them about...

- recycling
- putting other people first
- world politics



Write or draw your answer. How did Jesus show he was kind?



Why does Jesus put other people first?



Live it out

How did Jesus put us first?

Who can you put first this week?

How can you put them first?



Tick the ways you find it hard to put others first. Write an example of your own.

- having the biggest slice of cake
- having the longest turn in a game
- always at the front of the line
- always choosing the game to play
- _____

HELP!

It is hard to put other people first. What is the one thing to remember from today's story that might help you?



Use these questions to get a conversation started about today's lesson with your child. Pick a time that sets you up for success - maybe in the car on the way home or before bedtime. Make yourself part of the conversation and share your own ideas - this is not a test!

MEALS WITH JESUS

Lesson 5: Best Seat in the House

LUKE 14:1-11



Big Idea:

Jesus is kind and always puts others first.



Faith in Kids looks like:

Children who are so amazed by Jesus' kindness to them that they want to be kind and put others first.



3-5s

- Who did Jesus look after at the party? *The sick man.*
- Does Jesus look after us? *Yes!*



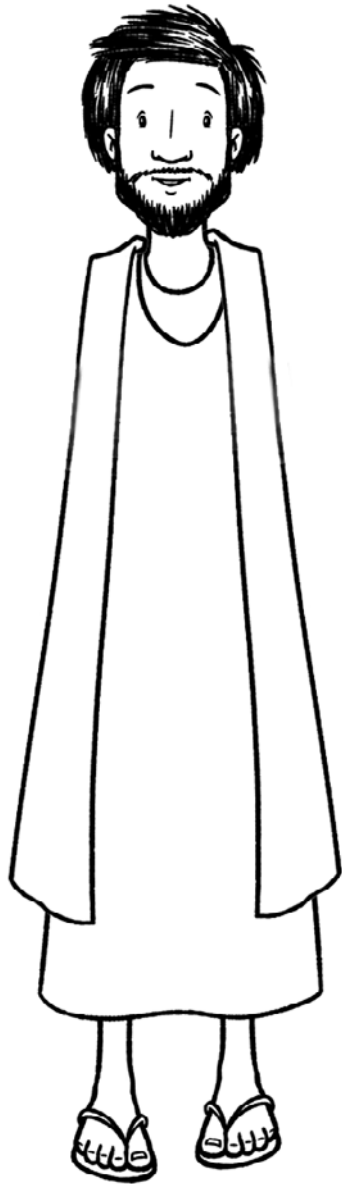
5-7s

- Who was Jesus kind to at the party?
- How does Jesus look after us?
- How does it feel to know you are looked after by Jesus?




8-11s

- How did Jesus show his kindness at the party?
- How did Jesus put us first?
- How can you put others first? When is it easy to do? When is it hard? What helps?



Jesus looks after others first



Meals with Jesus

Cover artwork
inspired by

The Good Book Company logo features the text "the goodbook" in a lowercase, sans-serif font, with "the" in black, "good" in red, and "book" in black. A red curved line arches over the word "good". Below "the goodbook" is the word "COMPANY" in a smaller, uppercase, sans-serif font.

the goodbook
COMPANY

The Faith in Kids logo consists of the words "faith in kids" in a bold, lowercase, sans-serif font. The word "in" is enclosed within a red circle.

faith in kids

www.faithinkids.org