



A Sunday
School Series

The Wonder of Easter

Lesson 5

He's gone.
We're still happy.




LUKE 24:50-53



faith**m**kids



Contents

PREPARATION	3
<hr/>	
ALL TOGETHER TIME	5
<hr/>	
TEACHING	
 Explorers 3-5s Lesson Plan	8
 Discoverers 5-7s Lesson Plan	11
 Adventurers 8-11s Lesson Plan	14
Mixed Ages 3-11s Lesson Plan	17
<hr/>	
APPENDIX	
Visuals	19
Worksheets	24
Take Home Truth	26
<hr/>	

Copyright © 2025 Faith in Kids

Free licence is granted to print or copy this material for personal or non-commercial use. All illustrations and worksheets may be re-sized, copied and used as required. They are restricted to use with Faith in Kids resources only. Any unauthorised copying and distribution other than stated is prohibited.

"All for the glory of God alone" (1 Corinthians 10:31)

Lesson 5

He's gone. We're still happy.

LUKE 24:50-53



Thank you for using a Faith in Kids resource. We want to hear your feedback so we can keep improving our resources. Please use the QR code above to fill out a short form or email us at info@faithinkids.org



Big Idea:

Jesus' departure was joyful because he was going to heaven to be king.



Faith in Kids looks like:

...children who feel the joy of knowing that their king is on his throne where he belongs.

Preparation



WHERE ARE WE GOING?

It was time for Jesus to be raised in glory to God the Father's side in heaven. Sin was punished. Death was defeated. His work on earth was done. But before he went, he blessed his friends. As he prayed for them, he was taken up to heaven to be seated on his throne, to enjoy glory forever.

We'd expect the disciples to be sad to see Jesus go, but instead they celebrated! They understood that Jesus was God and that his rightful place was on his throne in heaven. Jesus had promised he would send them his Spirit; they knew they would not be alone. And so they worshipped him. They thanked God. They waited for his Spirit. And they did all of this with great joy.

Pray and read the Bible passage. Read **Where are we going** and **Look at the passage** to give you a better understanding of how to apply the truth.



LOOK AT THE PASSAGE

Jesus has done it all! As we started our Easter journey through Luke's gospel, we saw Jesus return to Jerusalem to shouts of joy despite it being the start of his journey to the cross. He remained calm and in control when he was betrayed and arrested. He was compassionate and forgiving as he paid the price for sin on the cross. He gave his friends proof and confidence that he was raised to life and his work on the cross was a success. Jesus really has done it all. No wonder his friends worshipped him as he was taken back to heaven to rule. He deserves all the praise, all the time. As we finish our journey through the Easter story, let's pray that the Spirit gives us the same understanding that the disciples had that day and that we too will be hope-filled worshippers of our Lord and Saviour Jesus.

v50 The location is Bethany, a small village on the outskirts of Jerusalem by the mount of Olives. It's exactly where Jesus started his journey into Jerusalem (Luke 19:29), riding on a donkey, proclaimed to be God's King returning to his holy city. How right that Jesus came back to Bethany to be ultimately glorified!

continued →

v51 Jesus blessed them. He has loved them. He has died for them. He has delighted them by rising again. He now wishes God's delight on them. This blessing is certain because he has won them their place in his family, eternally. While blessing them he was taken up to heaven as they looked on. They didn't walk away moping and gutted that their friend was off, leaving them behind. They were filled with joy. They understood that this was brilliant, Jesus was going where he deserved to be, glorified as he should be. His finished work gave them great reason to praise him.

v52-53 The disciples had been transformed from the frightened, worried doubters who saw their Lord die, into joyful hope-filled worshippers. Their eyes had been opened to understand the scriptures. Jesus was the promised Messiah and now he had completed all the work that God had promised he would.

Questions for your heart

What do you want to celebrate about Jesus' ascension? What makes this the best news?



5 MINUTES TO FOCUS ON YOUR GROUP

Jesus' friends were overjoyed when he left them to go to heaven. How will you help your children to know that same joy as they hear today's story?

What do the children in your group need?

Pray for them:

- to grasp the truth
- to live it out



ALL TOGETHER TIME



This has been written as an all-age slot to introduce the whole church family to what the children are learning today, but it could be adapted for the children's classes.



Helpers Needed

1. An actor to play the part of Jesus.
2. An actor to play the part of a disciple.
3. A person at the back of the room to call to you.



Props

Large cloud shapes made from card, crown.

Prepare PowerPoint pictures of: waving hand emoji, sad emoji, happy emojis, big up arrow, big down arrow, up and down arrows on the same picture.



What to Say



What to Do

In this series, we have been looking at the 5 most important moments in the Easter story in Luke's gospel. Today, we're hearing our final story and it's all about saying goodbye.

Sometimes saying goodbye can be easy.

It's easy to say goodbye to friends at the end of the school day because you'll see them again tomorrow.

But goodbyes can also be very sad.

It's sad to say goodbye to people we love if we won't see them for a long time. It's sad when Granny and Grandpa leave after staying for a holiday. It's sad when a friend moves schools.

If you love someone, you want to stay with them... not say goodbye.

In today's story, we will hear about when Jesus said goodbye to his friends.

[Pic] Waving hand emoji

[Pic] Sad emoji

Last week, we heard that Jesus had come back to life! He went to his friends so they could know it was true. They touched his hands, they fed him fish. He really was alive.

Jesus and disciple actors come up to the front and act out the touching of hands and eating of fish.

Jesus was back, he gave them instructions to speak about him and they were ready.

And then...he left them!

Jesus was taken up in the clouds as he went up to heaven.

Jesus pats disciple on shoulder and then disappears behind the card cloud shapes.

continued →



What to Say

What to Do

And how did his friends feel as they were left behind? They were full of joy!

[Pic] Happy emoji

Disciple jumps up and down and woops with joy as he leaves the front.

That's a bit surprising! It's usually sad when people we love leave. But Jesus' friends were happy. They celebrated because they understood why Jesus was going.

Jesus went up to heaven because his work on earth was done.

He'd died and come back to life so that people who trusted him could be saved. That was the work he had to do, and it was done. So, it was time for him to return to his throne in heaven to rule as king.

[Pic] Big up arrow

Hold up the crown

That's why Jesus' friends were so happy when he left.

Jesus was God's forever king. He was in control, ruling in heaven forever. What great news! But there's more...

[Pic] Happy emoji

Hold up the crown

Jesus had promised to send the Holy Spirit to be with them and to help them.

You see, as people we can only be in one place at a time.

[Respond to person calling you:]

"I can't help you now, I'm busy here at the front!"

I can't be here and there at the same time. I can only be in one place at a time. It was like that for Jesus when he was on earth. He could only be in one place at a time.

But when he sent his Spirit, he was going to be with his friends in a new way.

[Pic] Big down arrow

Person at the back of the room calls to you to go and help them with something.

So Jesus went up, and the Spirit came down.

That was the new way that Jesus would be with his friends, by his Spirit. And he'd be helping them.

His Spirit can be with every one of his people at the same time, helping me, helping you, helping all who trust in Jesus.

[Pic] Big up and down arrows

continued →

What to Say

What to Do

That's why his friends were delighted. Jesus had gone but he was ruling on his throne. He'd left them but he was going to be with them in a new way, by his Spirit. His disciples were so full of joy they sang and danced the whole way home!

[Pic] Happy emoji

Jesus deserves all our praise for all he has done and is doing. He has us in his care. We can be delighted. We can rest in him and feel peace.

Hold up the crown

Our King is still on his throne in Heaven.

If possible, finish by singing this song together:

Jesus Came to Earth – Awesome God, Sovereign Grace Music



Explorers (3-5s)




GET GOING

Going on a journey

Bring the following objects/pictures to help the children remember the stories from the previous lessons:

1. **Lesson 1** - a toy horse/donkey/hobby horse: Jesus arrived in Jerusalem on a small donkey. He is God's promised king. Lots of people were excited but the Pharisees were angry.
2. **Lesson 2** - toy handcuffs/sword: Jesus was still in charge of everything even though he was arrested. Nothing scares Jesus.
3. **Lesson 3** - a cross made from lollipop sticks/ picture of a cross: When Jesus was put on a cross to die he promised the man who was sorry that he would be in heaven with him.
4. **Lesson 4** - paper plate with a fish drawn on it: Jesus came back to life. He visited his friends so they would know it was true. They saw him, touched his hands and gave him fish to eat.
5. **Lesson 5** - a picture of a waving hand: In today's story Jesus said goodbye to his friends.

Hide the objects and pictures around the room. Explain that you are going to go on a journey to remember the different parts of the Easter story you have been hearing each week. Lead the children around the room so that they find the objects and pictures in the order of the lessons. Ask the children questions about the object/picture to help them remember the story.

 **Link:** When you get to the final picture of the waving hand, tell the children that you've come to the end of the Easter story. Today's story is all about a big goodbye when Jesus left his friends. Listen carefully to hear where he went.

continued →



Notes

Flexible resource: look at all the lesson plans, pick what works for your group.

Use this activity to introduce today's theme.



TEACHING TIME

Before the lesson, set up a chair to look like a throne (drape a sheet or blanket over it and put a crown on it). Place the throne in a different room or behind a screen so that it's out of sight. Use the illustrations for today's lesson to help you tell the story. Cut the ascending Jesus figure off the illustration page (page 22) so that you can move it while you tell the story. Draw a picture of a cloud on a piece of paper.

Show the children the 'waving hand' picture from 'Get Going' and remind them that today's story is about when Jesus said goodbye to his friends. His big job on earth was to save people from their sin so they can be friends with God. He did his big job when he died on the cross and then came back to life. So, it was time for Jesus to say goodbye and go back to heaven.

Explain that Jesus prayed for his friends before leaving. While he was praying for them, he started to go up to heaven. *Start to move the Jesus figure up and away from the illustration of the disciples and then hide it behind the cloud drawing.*

Ask the children how they think the disciples would have felt when they saw Jesus flying up and away.

Explain that 'goodbyes' are usually sad. But Jesus' friends weren't sad, they were happy because they knew where Jesus went. He didn't just disappear, he went to heaven to be God's king in charge of everything. They couldn't see Jesus anymore but they knew where he was and what he was doing and that made them happy.

Take the children to see the throne that you set up to explain to them that Jesus is still in heaven now. We can't see him but he's still sitting on his throne and he's still in charge of everything. You could get a leader or one of the children to sit on the throne and the rest of you go back to the classroom. Explain that there is someone on the throne even though you can't see them.

Once you have gone through the story, tell the children a point or two about what this story teaches us about how wonderful it is for us that Jesus is in heaven now. Try to keep this short and simple. A way to help the children remember the main teaching point is to teach it to them as a memory sentence. Come up with a short sentence that sums up the main teaching point and get the children to repeat it back to you a few times.

continued →



Use a suitable Bible translation - we use the *International Children's Bible* (found online at www.biblegateway.com).






BRAIN BREAK

Where's Jesus?

Play a game of hide and seek but only have one child hide at a time. Get the rest of the children to close their eyes while you help the child hide before the rest of the children have to find them. Explain that you can't see the child but you know they are there, a bit like how we can't see Jesus but we know he's in heaven. Try to repeat this a few times to help the children be more confident that Jesus is in heaven even though they can't see him there.

 **Link:** Today we heard the true story about when Jesus went to heaven. We can't see him but we know he is there now.



HEART & HANDS

Craft Time

Make a superhero flying cape picture.
You will need the following for each child:

- An A5 piece of card with clouds drawn or printed on it
- A small piece of fabric to be a superhero cape
- A cut out Jesus figure (print the appendix page 24)
- Cotton wool balls

Help the children to first stick the fabric to the card and then stick the figure of Jesus on top of the fabric. Stick cotton wool onto the clouds. Write "Jesus is in heaven" on the page. This is your opportunity to make things personal. Ask each child why they think it's great that Jesus is in heaven. Use this craft time to reinforce the **Big Idea** of the lesson to get them ready for **Think Time**.

Think time

Use the illustrations to help the children remember the story.

Big Question: Where did Jesus go? *Jesus went up to heaven!*

A follow up question: Why were his friends happy when he left? *Because he was going to heaven to be king.*

Pray

Dear Lord Jesus, thank you that you are in heaven now. Amen



A chance to rest the children's minds before Heart and Hands. Get moving and have fun with this game.

Make a craft and have a chat. Give the children time to reflect on today's big truth, so it can impact their hearts.



Discoverers (5-7s)



Notes

Flexible resource: look at all the lesson plans, pick what works for your group.

Use this activity to introduce today's theme.

Use a suitable Bible translation - we use the International Children's Bible (found online at www.biblegateway.com).




GET GOING

Speed drama

To help the children see how the Easter events fit together, do these actions in this order. Repeat a few times getting faster each time.

- **"Jesus died"** - children put their arms out as if on a cross with their eyes shut
- **"Jesus buried"** - children run and lie down in a corner of the room labelled with a picture of the tomb
- **"Jesus rose again"** - children jump up and run to the centre
- **"Jesus saw his friends"** - children run to the leader and touch their hands
- **"Jesus went back to Heaven"** - children run to a corner of the room labelled with a picture of a throne

 **Link:** Jesus went back to heaven. That's the last action you did and it's the last part of the Easter story that we are going to hear today.



TEACHING TIME

Write out Luke 19:10 on a piece of paper and put 'Jesus' mission' as the heading on the page. Print or draw the diagram (see appendix page 20).

Use the diagram to explain Jesus' mission: tell the children that Jesus is the 'Son of Man' who came to earth (down arrow). His death and his coming back to life meant that people could be forgiven and saved (cross and tomb). Explain that because his mission was completed, it was time for him to go back to heaven (up arrow) which is what we will hear in today's story.

Use toy figures to tell the story. Have a place to represent heaven, where the 'Jesus' toy figure goes when he leaves his friends.

As you tell the story, ask the children why they think Jesus' friends were happy and not sad when he left them.

Explain that God raised Jesus up to heaven to rule as king. His mission was complete and he had finished making people who trust in him right with God. It was time for him to go to his throne to rule over everything. That's why his friends were so happy. They knew what Jesus had done, they knew where he was going and they knew what he would do there. They praised Jesus as he went to heaven and then they went to the temple to praise God for what he had done.

continued →

Ask the children what they think his friends would have been saying as they praised Jesus.

Once you have gone through the story, tell the children a point or two about how Jesus still deserves to be praised because he is still in heaven ruling over everything.



A chance to rest the children's minds before Heart and Hands. Get moving and have fun with this game.




BRAIN BREAK

Straight up

You will need 2 buckets or containers and lots of balls (use lightweight balls) or scrunched up pieces of paper.

Divide your children into 2 groups. Each group needs a person to stand on a chair and to hold a bucket (you could label it 'heaven') above their head. The rest of the children must take turns to throw a ball/scrunched piece of paper straight up to try to get it into the bucket. Race to see which team can finish first. If you have a small group of children then use one bucket and make it more challenging by adjusting the distance they throw from.

 **Link:** In today's story, we heard that Jesus was taken straight up to heaven. He's still there, on his throne and ruling over everything.



HEART & HANDS

Craft Time

Make a disappearing Jesus.

You will need the following for each child:

- A paper cup with a hole in the bottom of it (if possible use blue cups or get the children to colour them)
- A piece of string
- A cut out Jesus figure (print the appendix page 24)
- Cotton wool balls

Help the children to thread the string through the hole in the cup. Tie a knot so that it is against the outer base of the cup. Use tape to stick the other end of the string to the back of the Jesus figure. Write "Jesus is in heaven" on the cup. Stick the cotton wool to the outside of the cup. Once assembled, you will be able to pull the string up away from the base of the cup so that the Jesus figure is lifted up to disappear inside the cup/ behind the clouds. Use this craft time to reinforce the **Big Idea** of the lesson to get them ready for **Think Time**.



Make a craft and have a chat. Give the children time to reflect on today's big truth, so it can impact their hearts. We have found that this is where children make the most progress relating the Bible to their everyday lives. Please leave enough time for this section.

continued →



Think Time

Use the illustrations to help the children remember the story.

Use the worksheet to aid your discussion. Worksheet A (page 25) is the suggested sheet for this age group. If possible, enlarge the page to A3 so you can work on it together.

Did you spot it?

- What did Jesus do for his friends before leaving?
- How did Jesus leave?
- What did his friends do first after seeing Jesus leave?

Work it out

- Where did Jesus go?
- How did Jesus' friends feel about him going to heaven? *Use the emojis on the worksheet to talk about how his friends felt.*
- Why do you think they felt that way?
- When they got home that night, what do you think Jesus' friends said to their families?

Live it out

- Jesus is on his throne now, in charge of everything. *Draw some surprises in the boxes on the worksheet that he is in charge of. Pick a few and ask the children if they think Jesus is in charge when those things happen.*
- What will you tell yourself about Jesus next time you feel worried by a bad surprise? *Write or draw in the speech bubble.*
- What do you think is the best thing about Jesus being in heaven? *Write or draw in the speech bubble.*

Prayer Idea

Dear Jesus, thank you that you are alive and ruling in heaven. Please help me to feel the same joy as Jesus' friends. Amen





Adventurers (8–11s)



GET GOING

Places I'd like to go

Sit in a circle and clap a rhythm (slap left thigh, slap right thigh, clap hands, click fingers) and all say, "I want to go to..." then the first child says a place they want to go to (a country, a stadium, a park, their home or a made up place). Then everyone does the rhythm with the chant, before the second child says the first child's place and then their own. This will get more difficult as the list of places gets longer.

➔ **Link:** In today's story Jesus left to go to the best place...he went to heaven. Listen carefully to find out how his friends felt when he left.



TEACHING TIME

Explain to the children that Jesus had a mission to complete before he could go back to heaven. You will find out what the mission was, how it was completed and what Jesus is doing in heaven now.

If you have enough children then split them into three small groups to go through the passages. Or work through them as one group. Draw out the diagram (see appendix page 20) on a large piece of paper to help the children see what the mission was and how Jesus completed it.

Look up the passage (use the International Children's Bible version) and answer the following questions.

- 1. Jesus' mission** - Luke 19:10. Why did Jesus come to earth? (Down arrow) How did he save people? (Cross) How do you know he completed his mission? (Empty tomb)
- 2. Jesus' return to heaven** - Luke 24:50-53. What happened when Jesus left earth? Where did he go? How did his friends respond/feel? (Up arrow)
- 3. Jesus ruling from his throne** - Ephesians 1:19-22. What is Jesus doing in heaven now? What is he ruling over? Jesus is sitting at God's right hand. He's the most important ruler. He has power over everything. He's in charge of everything.

Once you have gone through the passages, tell the children a point or two about how Jesus still deserves to be praised because he is still in heaven ruling over everything.

continued →



Notes

Flexible resource: look at all the lesson plans, pick what works for your group.

Use this activity to introduce today's theme.


Use a suitable Bible translation - we use the International Children's Bible (found online at www.biblegateway.com).



BRAIN BREAK

Paper aeroplanes

Come to the class with some paper and a couple of designs of paper aeroplanes. Get the children to each make a plane and then have a competition to see whose can fly the furthest. See if the children can throw their planes straight up to disappear like Jesus did!

 **Link:** In today's story Jesus disappeared right in front of his friends. He flew up to heaven to go to his throne to rule.



HEART & HANDS

Use the illustrations to help the children remember the story.

Use the worksheet to aid your discussion. Worksheet B (page 26) is the suggested sheet for this age group. If possible, enlarge the page to A3 so you can work on it together.

Did you spot it?

- What did Jesus do for his friends before leaving them?
Draw or write an answer in the box.
- What did his friends do first after seeing Jesus leave?
Draw or write an answer in the box.
- What else do you remember about the story?

Work it out

- Jesus' friends were sad when he died, but joyful when he left them. Why do you think that changed?
- What can Jesus do from heaven that he couldn't do from earth?
- What is Jesus doing now?

Live it out

- Do you think it's good or bad news that Jesus is in heaven, and not on earth? Why? *Use the boxes on the worksheet to make a comparison list of what Jesus can do from heaven versus what he could do if he was on earth.*
- When, in particular, is it GREAT news for you that Jesus is on his throne? Think of a situation.

Pray

Join the disciples in worshipping Jesus and praising God.



A chance to rest the children's minds before Heart and Hands. Get moving and have fun with this game.

We have found that this is where children make the most progress relating the Bible to their everyday lives. Please leave enough time for this section.

continued →





EXTRA STRETCH

- Why do you think Jesus chose to bless his friends as the last thing he did on earth? What does that tell you about him?
- Its normal to think, "If only Jesus was with me now, and I could see him then everything would be better." What would you say to the person who thinks that, to encourage them?
- What is the disciples' response to Jesus leaving? Do you share any of the feelings of how they feel?






Mixed Ages (3–11s)

This component is suitable for a mixed group of children aged 3-11 years old. Use this if you are unable to break your group into smaller classes because of the number of children or leaders you have.

GET GOING

Happy or Sad?

Have a list of objects, foods and occasions that will divide the opinion of your children. The list might include: Brussel Sprouts, Marmite, a cup of tea, spicy food, ballet, football, maths, reading, colouring, long walks, gaming, museums, poetry, YouTube. Explain that one wall is for "happy" and the other is for "sad". You could create a scale for every point in between. As you say each item, the children must stand where they would respond. Finish by asking the children where they would stand for "saying goodbye to (a best friend/grandparents/parents) for a long time."

 **Link:** Different things make us happy or sad. Usually it's very sad to say goodbye to friends. In today's story, Jesus' friends were happy to say goodbye to him, let's see if we can understand why.

TEACHING TIME

Print or draw the diagram (see appendix page 20).

Start by telling the children that Jesus had a special mission to complete when he came to earth. We've been hearing about that mission and how he completed it as we've heard the stories from Luke over the last 4 weeks. Read out Luke 19:10 and explain that Jesus' mission was to come to earth to save people.

Talk them through the verse by using the different pictures from the diagram: Jesus is the 'Son of Man' who came to earth (down arrow). His death and his coming back to life meant that people could be forgiven and saved (cross and tomb). Explain that because his mission was completed, it was time for him to go back to heaven (up arrow) which is what we will hear in today's story.

Use a toy figure or the Jesus image from the appendix to tell the story. Have a place to represent heaven or a picture of a cloud, where the 'Jesus' figure can go when he leaves his friends.

continued →



Notes

Flexible resource: look at all the lesson plans, pick what works for your group.

Use this activity to introduce today's theme.

Use a suitable Bible translation - we use the International Children's Bible (found online at www.biblegateway.com).

Get the children to act as Jesus' friends. Let them shout out praises to Jesus. What do they think his friend's would have said? Help out younger children by giving them things to say e.g. "Jesus is king in heaven. Hooray!"

Ask the children why they think Jesus' friends were so happy to see him go. Make sure they understand that Jesus was going to heaven to rule as king. They knew it was better for him to be in heaven than on earth.

Ask the children why they think it is better for Jesus to be in heaven than on earth.

Once you have gone through the story, tell the children a point or two about how Jesus still deserves to be praised because he is still in heaven ruling over everything.




A chance to rest the children's minds before Heart and Hands. Get moving and have fun with this game.



BRAIN BREAK

Print the Jesus figures (page 24 or draw some simple figures to represent Jesus). Cut them out and stick them to long pieces of string. If you have a small number of children then prepare one for each of them otherwise they can play in pairs or groups. Have a pen/pencil for each Jesus on a string. Hold the end of the string up with the Jesus figure lying on the floor. The aim is to wrap the string around the pen/ pencil to lift Jesus up and off the ground as quickly as possible.

 **Link:** In today's story Jesus was taken up to heaven to go to his throne to rule.



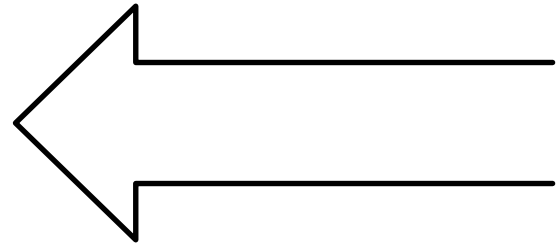
HEART & HANDS

Small group discussion: The vital chance for the children to reflect on the story, so that its truths impact their hearts. They do the talking, not the leader. All the children need to be given the opportunity to respond. Ask each question to multiple children. If you have more than one leader then you could split up into smaller groups of similar aged children (if possible). If not then get the younger ones busy with a craft so you can have some discussion time with the older children.

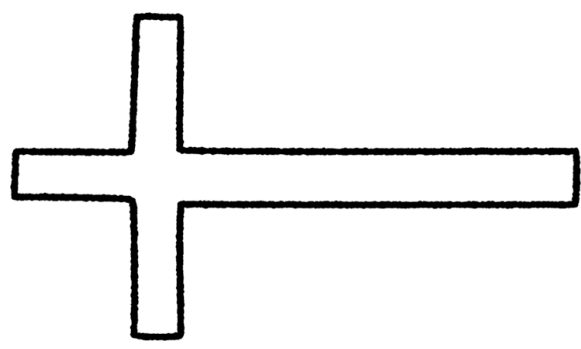
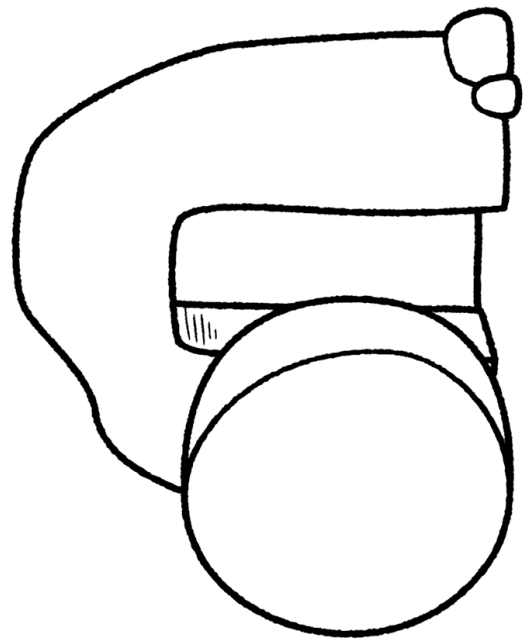
Use the illustrations to help the children remember the story.

Depending on your children, use the age group craft/worksheet and questions that best suit them.

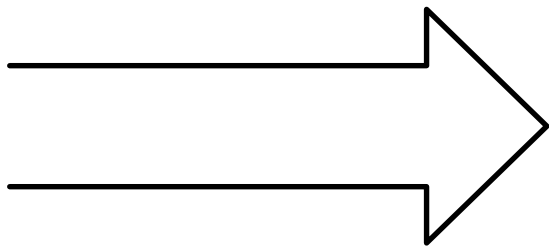
We have found that this is where children make the most progress relating the Bible to their everyday lives. Please leave enough time for this section.





Heaven




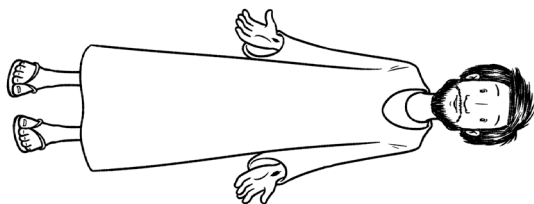
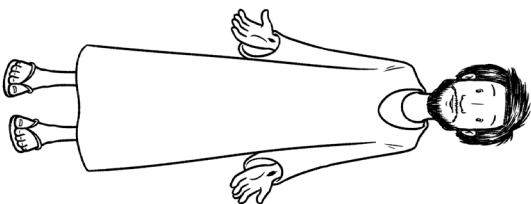
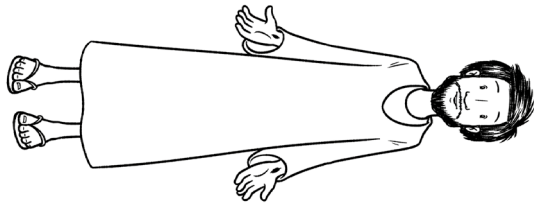
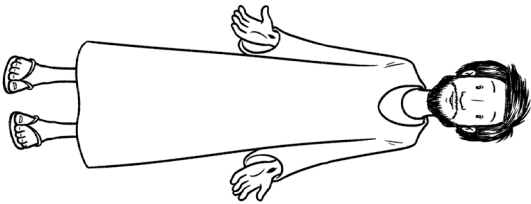
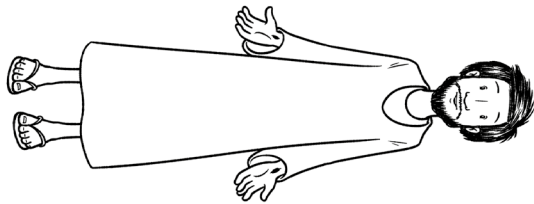
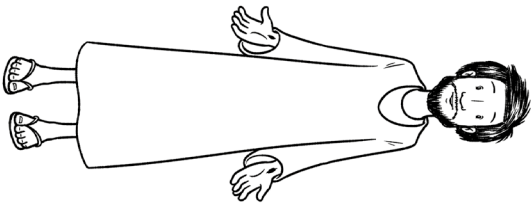
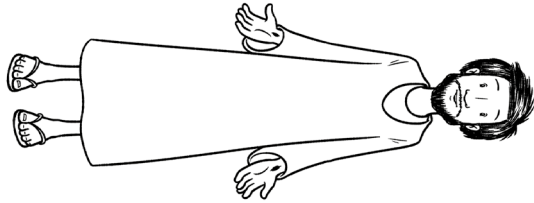
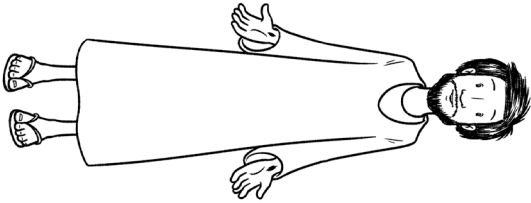
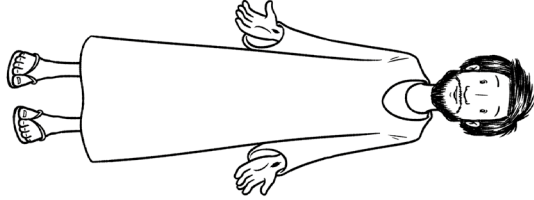
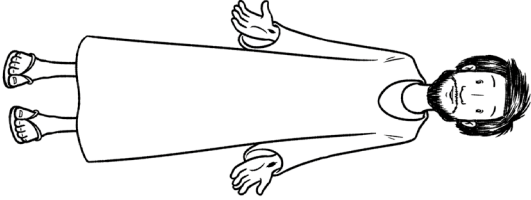
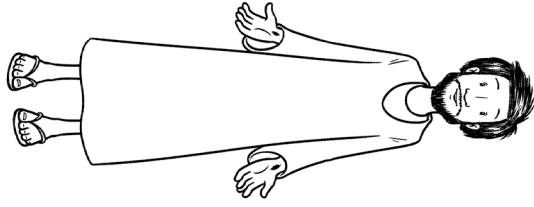
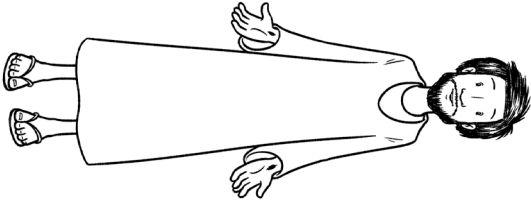
Earth














DID YOU SPOT IT?



What did Jesus do for his friends before leaving?



How did Jesus leave?



What did his friends do first after seeing Jesus leave?



WORK IT OUT





How did Jesus' friends feel about him going to heaven? Why do you think they felt that way?



LIVE IT OUT

Jesus is in charge of everything.
Draw some good and bad surprises in the boxes.



What will you tell yourself about Jesus when you are worried about a bad surprise?


What is the best thing about Jesus ruling from heaven?





DID YOU SPOT IT?

What did Jesus do for his friends before leaving?




What did his friends do first after seeing Jesus leave?

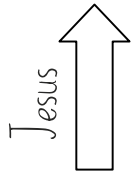


WORK IT OUT

Jesus' friends were sad when he died but joyful when he left them. Why do you think that changed?



=



=



What can Jesus do from heaven that he couldn't do from earth?



LIVE IT OUT


Do you think it is good or bad news that Jesus is in heaven and not on earth? Why?

King Jesus in heaven

VS

King Jesus on earth

Can you think of a time when it was GREAT news that Jesus is on his throne in heaven?





Take Home Truth

Use these questions to get a conversation started about today's lesson with your child. Pick a time that sets you up for success – maybe in the car on the way home or before bedtime. Make yourself part of the conversation, give your own ideas – this is not a test!




Big Idea:

Jesus' departure was joyful because he was going to heaven to be king.



Faith in Kids looks like:

...children who feel the joy of knowing that their king is on his throne where he belongs.



3-5s

- Where did Jesus go?
Jesus went up to heaven.
- Why were his friends happy when he left? *Because he was going to heaven to be king.*



5-7s


- How did Jesus leave?
- How did Jesus' friends feel when he left?
- Jesus is alive and ruling on his throne right now. He is in charge when good and bad surprises happen. What can you tell yourself about Jesus next time you feel worried about a bad surprise?



8-11s

- How did Jesus' friends feel after seeing him leave?
- What is Jesus doing now?
- Think of a situation when it is GREAT news that Jesus is on his throne. Why is it great news?





The Wonder of Easter

Faith in Kids exists to encourage, inspire and equip influencers of faith in children with support, training and resources.

Partner with us

We can offer this resource free of charge to churches everywhere because of the generosity of our supporters – people like you! Please consider partnering with us by giving monthly so that we can continue writing new resources.

To support us, please **click the link** or email us at **info@faithinkids.org**



www.faithinkids.org

© 2025 Faith in Kids

