



A Sunday
School Series

The Wonder of Easter



Lesson 2

**Taken Away
by Guards**




LUKE 22:47-54



faith**m**kids



Contents

| | |
|---|----------|
| PREPARATION | 3 |
| <hr/> | |
| ALL TOGETHER TIME | 5 |
| <hr/> | |
| TEACHING | |
|  Explorers 3-5s Lesson Plan | 7 |
|  Discoverers 5-7s Lesson Plan | 10 |
|  Adventurers 8-11s Lesson Plan | 13 |
| Mixed Ages 3-11s Lesson Plan | 16 |
| <hr/> | |
| APPENDIX | |
| Visuals | 19 |
| Worksheets | 23 |
| Take Home Truth | 25 |
| <hr/> | |

Copyright © 2025 Faith in Kids

Free licence is granted to print or copy this material for personal or non-commercial use. All illustrations and worksheets may be re-sized, copied and used as required. They are restricted to use with Faith in Kids resources only. Any unauthorised copying and distribution other than stated is prohibited.

"All for the glory of God alone" (1 Corinthians 10:31)

Lesson 2

Taken Away by Guards

LUKE 22:47-54



Thank you for using a Faith in Kids resource. We want to hear your feedback so we can keep improving our resources. Please use the QR code above to fill out a short form or email us at info@faithinkids.org



Big Idea:

Judas, who had pretended to be Jesus' friend, came with soldiers to arrest him. Jesus was still kind and gentle, and in control.



Faith in Kids looks like:

...children who can feel brave when they see evil, because they know that Jesus is in charge.

Preparation



WHERE ARE WE GOING?

This is a moment in history when a crowd of Jesus' enemies arrived in the dark doing the devil's work. They were armed with swords and sticks, led by a traitor to arrest Jesus. Jesus' friends were ready to defend him with swords. If it wasn't so serious, it would be funny: Neither Jesus' enemies nor his friends seem to have any idea that he is in total charge with the full power of God at his disposal. As if sticks and swords can stop Jesus! His words, his healing and his calm manner show that he is in total charge and he will never be frightened or surprised.

Pray and read the Bible passage. Read **Where are we going** and **Look at the passage** to give you a better understanding of how to apply the truth.



LOOK AT THE PASSAGE

When we trust Jesus then it doesn't matter what we face: The evil that confronts us, the power of our enemies or how afraid we feel, if we trust Jesus then we stand behind the one who is in full control. He has all power to care for us in the worst situations. We may be hurt, afraid or feel alone. But we can look at our Lord in this story and know that we are always safe with him. That's true for us and it's also true for our children. That's the truth we get to share with them.

At this point in the story, Judas has already told the religious leaders that he will hand over Jesus to them, to have him killed. Jesus is on the Mount of Olives with his friends, where he's gone to pray.

v48 Jesus is the first one to speak, and right from the start, he is clear what is happening. Jesus knows why Judas has come, even though his enemies arrived in the dark, at a remote place without warning led by one of his closest friends.

continued →

v49-50 Jesus may be calm in the face of an armed crowd come to arrest him, but his disciples are not. They asked Jesus' permission to fight, but they couldn't wait for an answer before swinging their swords! Fighting their way out is the only option they can imagine. They don't understand Jesus' plans at all.

v51-53 We never hear a single voice from the crowd. Jesus is in absolute control. Knowing that he is about to be led away in chains, he still takes the time to heal one of those who want him dead. You or I might shout insults, blurt out that we've done nothing wrong or just run into the trees. Jesus sees straight to their hearts and tells them the truth. They're cowards who are afraid of his supporters. They came in the dark because they are doing the work of the devil.

v54 The crowd are guilty of doing evil. Jesus is totally innocent. Jesus has the power to arrest, judge and punish them. He would be right to do that. Instead, he allows them to arrest him. It is so strange that the Son of God was taken away by a crowd of men with swords. Do they really think that their swords would protect them from his might if he chose to fight them? It would be like putting a bucket over a lit stick of dynamite thinking that would keep you safe.

Question to ponder

If we came face to face with evil, how would we respond? We are not Jesus. We do not have his courage, his strength or his control but we are always safe with him. In those moments, what could the response of someone trusting in Christ be?



5 MINUTES TO FOCUS ON YOUR GROUP

It can be hard to be surprised by events in Jesus' life. This is one of the first moments in the Easter story when we want to shout, "Why don't you fight?" Can you help the children to discover for themselves that this situation is frightening, dangerous and worrying while understanding the reasons for Jesus remaining so calm? How will you help the children to know that Jesus is just as calm and in control when they are frightened by things?

What do the children in your group need?

Pray for them:

- to grasp the truth
- to live it out



ALL TOGETHER TIME



This has been written as an all-age slot to introduce the whole church family to what the children are learning today, but it could be adapted for the children's classes.



Props

"The Wonder of Easter" Book, a toy sword.



Powerpoint Slides

Prepare PowerPoint pictures of: Jesus arriving in Jerusalem on a donkey, darkness, a shadowy silhouette, an angry crowd, angry person with a sword, strongman/ weightlifter, superman flying, invisibility (e.g. Harry Potter under an invisibility cape)

Some of the pictures from www.freebibleimages.org "Prayer in the garden" might help.



What to Say



What to Do

| | |
|---|--|
| <p>In this series, we are looking at the most important moments in the Easter story in Luke's gospel. These 5 stories have been taken from the book, "The Wonder of Easter" to tie in with the family Bible times that you can do at home.</p> | <p>Hold up 'The Wonder of Easter' book</p> |
| <p>Last week we saw Jesus returning to his capital city; Jerusalem. This is our second story. When Jesus was arrested on the Mount of Olives</p> | <p>[Pic] Jesus arriving in Jerusalem on a donkey</p> |
| <p>Jesus had gone with his disciples to the Mount of Olives, after the Last Supper. He had gone there to pray because he knew what was going to happen to him that first Easter weekend.</p> | |
| <p>In today's story, Jesus was in a really frightening situation. I think all of us know what it's like to feel frightened by something.</p> <p>Some of us might feel frightened by the dark, Or by some strangers, Or by finding yourself lost and alone.</p> | <p>[Pic] Pictures to represent darkness</p> <p>[Pic] A shadowy silhouette</p> <p>[Pic] A lost looking child</p> |
| <p>This is what Jesus' situation was like...</p> <p>It was dark, and it was very quiet,</p> <p>But then, a large crowd of officials, powerful people and soldiers arrived!</p> <p>But worse, they were led by one of Jesus' disciples, Judas.</p> <p>They had come to arrest Jesus. Led by his friend. Armed with swords.</p> | <p>[Pic] Pictures to represent darkness</p> <p>[Pic] Angry crowd, swords, etc</p> |

continued →



What to Say

What to Do

Jesus' disciples wanted to fight. They asked, "Lord, shall we use our swords to fight them?"

This could be shouted by an actor holding up a toy sword or **[Pic]** a sword

In that moment, I wonder what you would do?

Run? Fight? Hide?

Say it wasn't you? Beg to be let off? Scream?

We might do any of those things. But what was Jesus going to do? He could have done anything!

He had the power to throw the soldiers down the hill.

He could have flown away ...or just disappeared.

He could have done any of those things. It would have been easy for him to get away.

[Pic] Strong man/ weightlifter
[Pic] Superman flying
[Pic] Invisibility

But instead, he took the time to heal one of his enemies who had been hurt.

He told his disciples to put away their swords.

And he explained to the crowd of his enemies why they had come at night. They were afraid of his supporters. And worse than that, they were working for the devil.

Then he let them arrest him and take him away.

[Pic] Pictures representing these parts of the story if you have them.

He wasn't surprised. He wasn't afraid. He wasn't worried.

He was kind. He told the truth. He didn't fight back.

At some point all of us will feel afraid. Even the adults. Things happen that we can't control. Things that we don't like. Sometimes we even see evil things happening. When that happens, we need to remember Jesus in this story.

He is not afraid. He is not worried. He is not surprised.

He is in control. He is kind. He will win.

And if you're a Christian, he is with you. Right there. You can trust him.




Explorers (3-5s)



GET GOING

Put in Prison

Sit the children in a circle. Have toy handcuffs or a picture of them. The children pass the handcuffs around the circle until they are told to stop. Either play music or the leader can look away and say 'stop' at random. The child who has the handcuffs must be 'put in prison' by sitting in the middle of the circle. Keep playing until there are a few children in prison. If you have time, let the children 'in prison' join the circle again and start the game from the beginning.

 **Link:** In today's story, Jesus was arrested! Even though this happened, he was still in charge of everything.



TEACHING TIME

The Beginners Bible has this story in it, if you want to read it to the children using the pictures.

Or, gather together about a dozen Lego figures, or other toy people. Have the children sit in a circle so that they can all see the figures (without being so close that they can grab them!). Can you make the room a little dark? Separate the figures into two groups; Jesus' disciples and the crowd who came to arrest him. Stand Jesus on his own between them. Tell the story as you move the pieces on the floor. Occasionally ask questions to help the children feel the story.

- Ask the children how the disciples were feeling when they saw the crowd coming for Jesus.
- Ask the children if Jesus seemed frightened.
- Explain how you would have felt if you had been in Jesus' position.
- Ask the children if they think Jesus could have got away from the crowd who came to rescue him.

Once you have gone through the story, tell the children a point or two about what this story teaches us about Jesus. Try to keep this short and simple. A way to help the children remember the main teaching point is to teach it to them as a memory sentence. Come up with a short sentence that sums up the main teaching point and get the children to repeat it back to you a few times.

continued →



Notes

Flexible resource: look at all the lesson plans, pick what works for your group.

Use this activity to introduce today's theme.

Use a suitable Bible translation - we use the International Children's Bible (found online at www.biblegateway.com).



BRAIN BREAK

Who is in charge?

Sit in a circle and have a toy or a glue stick that can be passed around. The child who is holding the item is the one who is in charge. They do an action — lift their arms; clap their hands; touch their head — and everyone must copy them. They may need help to come up with the action.

For every child, ask 'who is in charge?' and the children can say the name of the child. Ask 'who is always in charge of everything?' and get them to answer 'Jesus'. Keep passing the item around the circle so they all have a turn.

➔ **Link:** In that game, you got to be in charge. In today's story, we saw that Jesus is always in charge of everything.



HEART & HANDS

Craft Time

Make Paper Handcuffs. Make paper handcuffs using toilet roll inner tubes / card and string. Cut the tube open lengthways and then cut it in half to make two cuffs. Or staple a strip of card together to make a ring that can slip on and off the child's hand. Punch a hole in each cuff and tie string between them. On one cuff write 'They arrested Jesus and took him away' Luke 22:54. On the other, write 'Jesus was still in charge'. Use this craft time to reinforce the **Big Idea** of the lesson to get them ready for **Think Time**. The children can decorate the cuffs with colours or stickers.

Play Time

If you have time, then they can use their handcuffs to pretend they have been arrested. Keep asking them if Jesus was still in charge even when he was arrested.

Think Time

Use the illustrations to help the children remember the story. Point to different parts of the picture and ask them to tell you what was happening.

continued →



A chance to rest the children's minds before Heart and Hands. Get moving and have fun with this game.

Make a craft and have a chat. Give the children time to reflect on today's big truth, so it can impact their hearts.



Help them to see that Jesus was always in charge even though it looked like the other people were more powerful. Remind the children that Jesus is still in charge now. Jesus is still more powerful than things that scare us now. You could ask them what they are scared of. Jesus is more powerful than those things. If we are scared then we can think about having powerful Jesus next to us, in charge and not scared of anything.

Big Question: Who did the soldiers come to get at night time? *Jesus.*

A follow up question: Was Jesus still in charge? *Yes! How do you know? He didn't run away. He wasn't afraid.*

Pray

Dear Lord Jesus, thank you that you were not afraid. Amen.





Discoverers (5-7s)



Notes

Flexible resource: look at all the lesson plans, pick what works for your group.


Use this activity to introduce today's theme.

GET GOING

Choose what works best for you from the options below. If you can make the room dark, then option 2 will work well.


Option 1: Put in Prison

Sit the children in a circle. Have toy handcuffs or a picture of them. The children pass the handcuffs around the circle until they are told to stop. Either play music or the leader can look away and say 'stop' at random. The child who has the handcuffs must be 'put in prison' by sitting in the middle of the circle. Keep playing until there are a few children in prison. If you have time, let the children 'in prison' join the circle again and start the game from the beginning.

 **Link:** In today's story, Jesus was arrested! Even though this happened, he was still in charge of everything.

Option 2: Dark!

Before playing this game, check it is safe to make the room dark. Get the children sat down and prepared before you turn out the lights. Once the lights are off, play some simple games. Can they identify some mystery objects? Can they tell who is touching them on the head? Can they walk, one at a time across the room and back again (clear a space in advance)? Do they feel different in the dark?

 **Link:** How does the dark feel? It can be exciting. But sometimes it is frightening. In this story, a crowd with swords came to get Jesus in the darkness.



TEACHING TIME

Tell the story using toy figures, as for the 3-5's above or using your children as the characters in a drama.

Freeze the story after the disciples ask, "Lord, should we use our swords (to fight, to get you out of here)?" How would the children answer that question if they were in Jesus' position? What would they want to happen next?

continued →

Use a suitable Bible translation - we use the International Children's Bible (found online at www.biblegateway.com).

Freeze the story again just before Jesus is arrested, ask the children what Jesus could have done at that moment. Was he fast enough to run away? Was he strong enough to hurt the soldiers?

Once you have gone through the story, tell the children a point or two about what this story teaches us about Jesus. Try to keep this short and simple.

Try something different

Play the children a sketch that imagines what it was like the night Jesus was arrested, from the Faith in Kids Podcast. The sketch can be found in Faith in KIDS #4 Taken Away By Guards (5 February 2019). Play from 10:50 (finishes at 13:55). This sketch will bring some of the action to life, especially the part where the ear gets cut off!



A chance to rest the children's minds before Heart and Hands. Get moving and have fun with this game.

BRAIN BREAK

In charge!

Stand in the centre of your space. Play this game how you would play 'Simon says'. For the first round do all the actions so the children know what to do. When you do the 'Jesus is in charge' instruction then any children who are out can join back in again.

Instructions and actions:

- Draw your swords! – Pretend to take out your sword
- Fight! – Pretend to have a sword fight with the person next to you. No contact!
- Darkness! – Cover your eyes with your hands
- Stop! – Freeze wherever you are
- Your Ear! – Hold your ear and search for the cut off piece on the floor
- Arrest! – All run and touch the arms or hands of the person in charge (gently!)
- Jesus is in charge! – Put your hands on your head to make a crown

➔ **Link:** In that game, I said things and they happened, I was in charge. Jesus is always in charge of everything, even on the night he was arrested. He was still totally in charge.

HEART & HANDS

Craft Time

Make Paper Handcuffs. Make paper handcuffs using card and string. Children can decorate and write on the card (help the younger ones with writing). On one cuff write '**They arrested Jesus and took him away**' Luke 22:54. On the other, write '**Jesus was still in charge**'. Help the children to make the cuffs by stapling/glueing/taping the card to make a ring that fits over their hand. Punch a hole in it and tie the string between them. Use this craft time to reinforce the **Big Idea** of the lesson to get them ready for **Think Time**.

Make a craft and have a chat. Give the children time to reflect on today's big truth, so it can impact their hearts. We have found that this is where children make the most progress relating the Bible to their everyday lives. Please leave enough time for this section.

continued →

Play Time

If there is time they can try to wriggle out of their cuffs while they have their hands behind their backs.

Think Time

Use the illustrations as part of your discussion time to remind the children of what happened in the story. You could have the children start by putting the pictures in order of what happened.

Use the worksheet to aid your discussion. Worksheet A (page 23) is the suggested sheet for this age group. If possible, enlarge the page to A3 so you can work on it together.

Did you spot it?

- Who came for Jesus at night time?
- What happened when they arrived? Can you think of four different things?
Children can circle things on the image on the worksheet to explain what was happening.
- What was frightening about what happened that night? *Use the scale on the worksheet to gauge how frightening those things would have felt.*

Work it out

- When the crowd came to take Jesus away what did he do? *Look at the two pictures of Jesus on the worksheet.*
- If you were there, how would you have felt? How do you think Jesus felt?
- Why didn't Jesus fight? Why didn't Jesus run away? Why wasn't Jesus afraid?

Live it out

- Can you remember the last time you felt afraid? *Children can point to the faces on the worksheet to show how scared they were of different things.*
- **Key Questions:** When you next feel afraid, do you think Jesus is afraid? What is Jesus afraid of?
- **Key Question:** What can you remember about Jesus the next time you feel afraid?
- Let the children draw or write one thing that scares them (the dark/being alone in a new place/spiders) in the box on the worksheet. Talk about how Jesus can help you when you are afraid of those things. Jesus isn't afraid of those things. You could go through what they have drawn/written and cross out things that Jesus isn't afraid of. Nothing scares him! How does that make a difference when we are afraid? What will you tell yourself about him? What will you pray to him?

Prayer Idea

Dear Father, thank you that Jesus is the best because he _____ ! Amen.






Adventurers (8–11s)



GET GOING

Buy a few newspapers and cut out some of the headlines. Have a range of good news stories and bad news stories, including some that show evil. Ask the children to arrange them in order from good to bad. Then ask them to place a finger on the one that shows real evil and one that would make them afraid if they had been there.

 **Link:** In this story, Jesus meets evil in the dark. How will he react? Will he be frightened?



TEACHING TIME

Choose an option that works best for your group.

Option 1 (Active)

Come prepared with some cardboard swords, a rope to tie up Jesus' wrists and a fake ear! This is a very physical passage. Read it out and ask the children what they think the characters' facial expressions and body language would have looked like. How would they have felt and what did they do? Let them use the props as you go through the story.

Option 2 (Sitting)

To get the children looking at the passage for themselves, start by asking how they would feel if an armed crowd, led by their best friend, came to arrest them at night? Then read the passage slowly and ask the children to slap the table when they come to a part where Jesus speaks or acts. Ask them what Jesus said or did. Does Jesus respond in a surprising or different way to how they would have responded? What would they have said or done? Make sure that all your children get to answer.

continued →



Notes

Flexible resource: look at all the lesson plans, pick what works for your group.

Use this activity to introduce today's theme.

Use a suitable Bible translation - we use the International Children's Bible (found online at www.biblegateway.com).

Option 3 (Go deeper)

If the children know this story well, or have already done it with their families in 'The Wonder of Easter', you could look at Ephesians 6:12 (in an easier translation like the International Children's Bible) to help them better understand v53 in our story.

Ephesians 6:12 shows us that the devil has many powers who are on his side. They plot and scheme and use their dark powers for evil. They are powerful, but Jesus is still more powerful and in control, even when he's being led away to his death.

- Who are these dark forces in Ephesians 6:12?
- Why were they against Jesus then? And why are they still against Christians now?
- Read Luke 22:53, how does the Ephesians verse help to explain why the crowd came at night time?
- How does Ephesians 6:12 help you to get a bigger picture of what was happening the night Jesus was taken away?

Once you have gone through the passage, make sure you tell the children a point or two about what this teaches us about Jesus as God's King.

Try something different

Play the children a sketch that imagines what it was like the night Jesus was arrested, from the Faith in Kids Podcast. The sketch can be found in Faith in KIDS #4 Taken Away By Guards (5 February 2019). Play from 10:50 (finishes at 13:55). This sketch will bring some of the action to life, especially the part where the ear gets cut off!




A chance to rest the children's minds before Heart and Hands. Get moving and have fun with this game.



BRAIN BREAK

Sword fight!

You need paper plates or pieces of card(board) that must be larger than a child's hand. Compete in pairs. Each person balances a paper plate on the palm of their hand. They may not hold it there. Each person must now try to knock the other person's plate off their hand using their paper plate. They cannot use their free hand and they can't touch or hold their opponent with their sword hand. The winner is the one with their plate still on their hand. If you have enough space, all the children can compete at the same time. Have a knock out competition to discover the class winner. Or a boys' winner and a girls' winner.

 **Link:** Today's story never became a sword fight. Jesus wouldn't let his disciples fight physically. Instead, he knew it was a fight between good and evil. Which side thought they had won?

continued →





HEART & HANDS

Use the worksheet to aid your discussion. Worksheet B (page 24) is the suggested sheet for this age group. If possible, enlarge the page to A3 so you can work on it together.

Did you spot it?

One sentence at a time, one child at a time; tell today's story. Use the story illustrations to help them remember what had happened.

Work it out

- Jesus told them that they could have arrested him on any day. Why do you think they came with soldiers at night time?
- It was a frightening time. Why wasn't Jesus afraid? What did he do that shows us he wasn't afraid? How did Jesus show that he was still powerful? What did he not do? Look at the image of Jesus from the crowd scene on the worksheet.
- Why does Jesus stay so calm and let them arrest him? Look at the image of Jesus being arrested on the worksheet.

Live it out

- Can you think of an example of evil that you have seen or heard about? Can you think of a time you felt frightened because of what someone else was doing? Children can point to the faces on the worksheet to show how scared they were of different things.
- If you had to guess, what do you think Jesus thinks or feels when he sees that happening?
- **Key Question:** Jesus is always in charge and always with those who trust him. Next time you feel frightened, what do you want to remember? Children can write or draw something in the space on the sheet. How does Jesus make a difference to the frightening situations you are in or that you see in the world?

Pray

What have we seen that Jesus is like in this story? Praise him for that.

What would you like to pray; for when you are next afraid or when you see bad things happening?



EXTRA STRETCH

- What do we know about sin and its effects on the world?
- What do we know about Jesus? What does he know? What is he in charge of?
- When bad things happen in the world, what can a Christian be sure of?
- What can we remember if we start to get worried about bad things happening?



We have found that this is where children make the most progress relating the Bible to their everyday lives. Please leave enough time for this section.





Mixed Ages (3–11s)

This component is suitable for a mixed group of children aged 3-11 years old. Use this if you are unable to break your group into smaller classes because of the number of children or leaders you have.



Notes

Flexible resource: look at all the lesson plans, pick what works for your group.

Use this activity to introduce today's theme.




GET GOING

Choose what works best for you from the options below. If you can make the room dark then use option 2. You could also play option 1 in the dark (*but with enough visibility to avoid any accidents if you include the running option*).

Option 1: Put in Prison


Sit the children in a circle. Have toy handcuffs or a picture of them. The children pass the handcuffs around the circle until they are told to stop. Either play music or the leader can look away and say 'stop' at random. The child who has the handcuffs must be 'put in prison' by sitting in the middle of the circle. Keep playing until there are a few children in prison. If you have time, let the children 'in prison' join the circle again and start the game from the beginning.

If the group has more older children then add in a soldier (use a toy sword or a picture) who has to chase the person who gets the handcuffs. They must both run in a clockwise direction around the circle. If the person with handcuffs can sit back down in their space before getting caught then the soldier has to go to prison instead of them.

 **Link:** In today's story, Jesus was arrested! Even though this happened, he was still in charge of everything.

Option 2: Dark!

Before playing this game, check it is safe to make the room dark. Get the children sat down and prepared before you turn out the lights. Once the lights are off, play some simple games. Can they identify some mystery objects? Can they tell who is touching them on the head? Can they walk, one at a time across the room and back again (clear a space in advance)? Do they feel different in the dark?

 **Link:** How does the dark feel? It can be exciting. But sometimes it is frightening. In this story, a crowd with swords came to get Jesus in the darkness.

continued →



TEACHING TIME

Divide your group into the two different crowds – the enemies of Jesus and his disciples. Read the story from the bible (use the International Children's Version). As you read the story, choose different children to act out the different things that are happening. Encourage the crowd of enemies to look mean and scary and the disciples to look a bit scared as you go through the story.

Freeze the story after the disciples ask, "Lord, should we use our swords?" How would the children answer that question if they were in Jesus' position? What would they want to happen next?

Freeze the story again just before Jesus is arrested, ask the children what Jesus could have done at that moment. Was he fast enough to run away? Was he strong enough to hurt the soldiers?

Once you have gone through the story, tell the children a point or two about what this story teaches us about Jesus. Try to keep this short and simple.



Use a suitable Bible translation - we use the International Children's Bible (found online at www.biblegateway.com).

A chance to rest the children's minds before Heart and Hands. Get moving and have fun with this game.




BRAIN BREAK

In charge!

Go through the instructions and actions so the children know what to do. Have the list of instructions written out so the children can take turns being in charge. Keep the game at a quick pace so that it's active and all children get a chance to be in charge.

Instructions and actions:

- Draw your swords! - *Pretend to take out your sword*
- Fight! - *Pretend to have a sword fight with the person next to you. No contact!*
- Darkness! - *Cover your eyes with your hands*
- Stop! - *Freeze wherever you are*
- Your Ear! - *Hold your ear and search for the cut off piece on the floor*
- Arrest! - *All run and touch the arms or hands of the person in charge (gently!)*
- Jesus is in charge! - *Put your hands on your head to make a crown*

 **Link:** In that game, when you said things they happened, you were in charge. Jesus is always in charge of everything, even on the night he was arrested. He was still totally in charge.

continued →





HEART & HANDS

Small group discussion: The vital chance for the children to reflect on the story, so that its truths impact their hearts. They do the talking, not the leader. All the children need to be given the opportunity to respond. Ask each question to multiple children. If you have more than one leader then you could split up into smaller groups of similar aged children (if possible). If not then get the younger ones busy with a craft so you can have some discussion time with the older children.

Use the illustrations to help the children remember the story.

Depending on your children, use the age group craft/worksheet and questions that best suit them.



*Make a craft and have a chat.
Give the children time to
reflect on today's big truth,
so it can impact their hearts.
We have found that this is
where children make the
most progress relating the
Bible to their everyday lives.
Please leave enough time for
this section.*













DID YOU SPOT IT?

Circle things in the picture to explain what was happening...

How frightening would it have been that night?




FEAR-O-METER




WORK IT OUT

When the crowd came to take Jesus away, what did he do?



LIVE IT OUT

Can you remember the last time you felt afraid?



What are you afraid of?



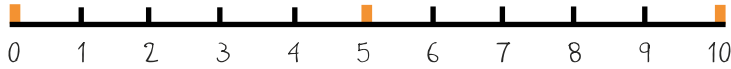


DID YOU SPOT IT?

One sentence at a time,
can you retell today's story?



On a scale of 0-10, how frightening would it have been that night?

FEAR-O-METER




WORK IT OUT

How did Jesus react when they came to arrest him?



LIVE IT OUT

Can you think of a time you felt frightened
because of what someone else was doing?



Next time you feel frightened, what do you want to remember?





Take Home Truth

Use these questions to get a conversation started about today's lesson with your child. Pick a time that sets you up for success – maybe in the car on the way home or before bedtime. Make yourself part of the conversation, give your own ideas – this is not a test!



Big Idea:

Judas, who had pretended to be Jesus' friend, came with soldiers to arrest him. Jesus was still kind and gentle, and in control.



Faith in Kids looks like:

...children who can feel brave when they see evil, because they know that Jesus is in charge.



3-5s

- Who did the soldiers come to get at night time? *Jesus.*
- Was Jesus still in charge?
Yes! How do you know?
He didn't run away. He wasn't afraid.



5-7s


- What happened when the crowd arrived to arrest Jesus?
- Why didn't Jesus stop them?
Or run away?
Or fight?
- Do you know what makes you afraid? Can Jesus help?



8-11s

- Was there anything surprising in the story? Was there anything that struck you?
- If you were in Jesus' position, what do you think would have thought or done?
- Do you think it's possible to be less afraid, because of trusting Jesus? How would that work?





The Wonder of Easter

Faith in Kids exists to encourage, inspire and equip influencers of faith in children with support, training and resources.

Partner with us

We can offer this resource free of charge to churches everywhere because of the generosity of our supporters – people like you! Please consider partnering with us by giving monthly so that we can continue writing new resources.

To support us, please **click the link** or email us at **info@faithinkids.org**



www.faithinkids.org

© 2025 Faith in Kids

