



A Sunday  
School Series

# The Wonder of Easter

Lesson 1

## The Return of the King

LUKE 19:30, 35-40






faith**m**kids



# Contents

---

<b>PREPARATION</b>	<b>3</b>
<hr/>	
<b>ALL TOGETHER TIME</b>	<b>5</b>
<hr/>	
<b>TEACHING</b>	
 Explorers 3-5s Lesson Plan	7
 Discoverers 5-7s Lesson Plan	10
 Adventurers 8-11s Lesson Plan	13
Mixed Ages 3-11s Lesson Plan	16
<hr/>	
<b>APPENDIX</b>	
Visuals	18
Worksheets	20
Take Home Truth	22
<hr/>	

Copyright © 2025 Faith in Kids

Free licence is granted to print or copy this material for personal or non-commercial use. All illustrations and worksheets may be re-sized, copied and used as required. They are restricted to use with Faith in Kids resources only. Any unauthorised copying and distribution other than stated is prohibited.

"All for the glory of God alone" (1 Corinthians 10:31)

## Lesson 1

# The Return of the King

LUKE 19:30, 35-40



Thank you for using a Faith in Kids resource. We want to hear your feedback so we can keep improving our resources. Please use the QR code above to fill out a short form or email us at [info@faithinkids.org](mailto:info@faithinkids.org)



### Big Idea:

Jesus arrived in Jerusalem as God's king coming home, but some people were angry because they thought Jesus was just an ordinary man.



### Faith in Kids looks like:

Children who see Jesus as God's king who must be praised.

## Preparation



### WHERE ARE WE GOING?

The scene Luke paints for us features two extremes.

As Jesus arrived riding on a donkey, the crowds pressed in – shouting, dancing and singing. Since the last time Jesus was in Jerusalem, things had changed. People knew who he was and they couldn't contain their happiness. It was as if he had returned to Jerusalem to be crowned as king. And they were privileged to be witnessing his final victory when he would take his throne. After centuries of waiting, the king had finally returned to rule.

But at the edge, stood a small group of sour-faced men. Arms folded and struggling to make themselves heard over the carnival. They weren't singing or dancing. Their faces were twisted with jealousy, hatred and bitterness. They thought Jesus was an evil liar who was offending God by pretending to be his promised king.

Jesus affirmed that the crowds had it right. He is the king who comes in the name of God. But his coronation would not be as they expected.

Pray and read the Bible passage. Read **Where are we going** and **Look at the passage** to give you a better understanding of how to apply the truth.



## LOOK AT THE PASSAGE

The crowds expressed their joyful delight that God's promised king had arrived while the Pharisees looked on in anger. This passage shows us the two extreme reactions of the crowd. But imagine the contrast of feelings Jesus must have had. He knew that going to Jerusalem meant he would be put to death (Luke 18:31-32). He didn't let that stop him. And so as we read this passage we can have a greater appreciation for our king. He is the one who set aside earthly glory so that we can share in his eternal glory. And that is why King Jesus must be praised. And what a joy that we get to praise him!

Old Testament Link: Jesus' decision to ride into the city on a young donkey was to keep the promise that God made in Zechariah 9:9-10 about his promised king. The crowds would have known this promise so when Jesus rode on a donkey it was to tell them that he was their humble, gentle king who God had promised.

**v37** Jesus had spent years doing miracles, teaching like no one else ever had and caring deeply for people, so as he arrived the crowds were certain that he really was God's king. His coming is worth shouting about and praising God for.

**v38** The crowd shout out the words of Psalm 138:26 which was a song to celebrate God's people arriving in Jerusalem, God's holy city. They were so sure that Jesus was God's promised king, that they wanted to sing the ancient promises to him.

**v39-40** The Pharisees, the Jewish religious elite, could not have been angrier. This was offensive! Their blood was boiling. And they were right. If Jesus wasn't the Messiah, then this was blasphemy. This would be Jesus encouraging an evil lie. Jesus' answer is brilliant. Even if he did silence the crowd, no one could stop the stones singing praise to him. Every object in the universe wants to praise the Lord; Jesus Christ.

## Questions for your heart

What do you know about Jesus that makes you shout and dance and sing? Feel that celebration and happiness!



## 5 MINUTES TO FOCUS ON YOUR GROUP

Do the children in your class know that Jesus is worth shouting about and singing to? How will you help them to have a fresh appreciation for King Jesus? How can this lesson help them with this?

What do the children in your group need?

Pray for them:

- to grasp the truth
- to live it out





## ALL TOGETHER TIME



This has been written as an all-age slot to introduce the whole church family to what the children are learning today, but it could be adapted for the children's classes.



### Props

Wonder of Easter book, hobby horse or donkey toy, gold star, jacket / top you can remove to throw on the floor, crown, sword, Bible, stone.



### Powerpoint Slides

Prepare PowerPoint pictures of: presidential grand entrances/ arrivals, different modes of transport – soldiers, chariots, tanks in formation, planes in formation, limo, body guards, massed ranks of photographers, Shouting emoji and zipped mouth emoji



### What to Say



### What to Do

In this series, we are looking at the 5 most important moments in the Easter story in Luke's gospel. You can do family Bible time at home looking at the same stories using this book, "The Wonder of Easter".

Hold up 'The Wonder of Easter' book

This is our first story. We'll see the return of the king, to his capital city; Jerusalem.

Jesus had been teaching and proving that he was the promised king all around the country, and now for the first time he is arriving in the capital city.

How do you think a king arriving to claim his city would arrive?

Have a look at these grand entrances...

**[Pic]** Recent grand entrances of presidents

To impress everyone with your power and strength, you would want the most spectacular parade. You'd have soldiers or knights in armour. Or chariots, tanks, helicopters or war planes.

Or perhaps a limousine with body guards and photographers...

**[Pic]** Pictures to represent these different things.

But when Jesus arrives, making his big entrance, he carefully chose how to do it. He chose ... a donkey!

He didn't even have his own. He borrowed someone else's!

It's almost funny! Like riding in on a kid's toy instead of a stretch limo!

**[Pic]** A donkey  
Produce child's hobby horse/donkey toy

Even though there is no red carpet rolled out to welcome him, the crowds throw their coats on the ground to make one.

Take jacket / jumper off and throw on the floor

continued →



## What to Say

## What to Do

And they shout,

"God bless the king who comes in the name of the Lord!"

"There is peace in heaven and glory to God"

This is what they meant by all their shouting...

God bless the king. He comes, and is sent, by God himself. God's promised king is finally coming back to Jerusalem. He is home. To rule.

Will he be crowned?

Will he retake the city from the Romans by force?

Get people to do some shouting!

Hold up a crown

Hold up a sword

Everyone was clear. The people were worshipping Jesus as God's own king. He was riding on a donkey to keep the promise from hundreds of years before that a humble king would bring peace and victory.

But the religious leaders wanted to silence the crowds. How dare Jesus allow them to say that he was a king. God's final king.

Open a Bible

Jesus has a very interesting response for them. He says "if they keep quiet, the stones will cry out." Imagine that! Stones speaking and shouting out!

Stones don't have mouths. They can't speak. But Jesus says that he has to be praised. And if the people are told to be quiet then the silent, mouthless stones will have to shout out instead. That's how right it is for Jesus to be praised as God's king!

Hold up a stone

We have a choice. Will we shout, sing and worship the king?

Or will we try to shut up the praise and push him back into the shadows?

It may sound dramatic, but that is the choice, it's all or nothing, you can't just like him from a distance, but avoid having him in your life, it doesn't work like that.

**[Pic]** Shouting mouth emoji

**[Pic]** Zipped up mouth emoji

Jesus arrived in Jerusalem on a donkey. He looked ordinary and gentle. He didn't come to take control of your heart and your life by powerful force with a sword or a gun.

Even though he has power over everything, he comes in weakness, to save us by love and gentleness.

Hold up hobby horse/donkey toy

So shout for Jesus! Throw what you have on the floor at the feet of Jesus because he is way better than anything or anyone else. He is worth giving everything to!

Hold up coat / jacket



## Explorers (3-5s)



### Notes

*Flexible resource: look at all the lesson plans, pick what works for your group.*

*Use this activity to introduce today's theme.*



### GET GOING


Choose what works best for you. Option 1 works well if you can make a noise without disturbing other groups. Option 2 works well if you don't have a lot of space to move around in.

#### Option 1

Sing a song of praise with the children. Make up some actions for the little ones to copy. If the song is quite fast and wordy then focus on one main sentence the children can say and do actions to. Let them have fun dancing to the rest of it. Talk about the truths in the song that tell us how amazing Jesus is.

Song suggestions:


- Long Live the King (Get Ready – Dr Rocktrin and the Groovemeisters, Emu Music)
- Super Saviour (Super Saviour – Colin Buchanan)
- Who's the King of the Jungle (10, 9, 8...God is Great – Colin Buchanan)
- My King (How Cool is That! – Johnny Burns)

 **Link:** Jesus is God's promised king and he is amazing. That is why we praise him!

#### Option 2

Who would you like to meet and why?

If the children could meet their favourite character, who would it be and why? Show pictures of book/TV/movie characters to give ideas. Ask for suggestions of their favourites. Why do they like them? Do they have special powers or are they kind/funny/adventurous? Talk about why they think these characters are so great and how exciting it would be to meet them. What would you say to them?

 **Link:** Jesus is God's promised king. In today's story, people shouted out about Jesus because they were so excited to see him.

continued →



## TEACHING TIME

Can you find something to be the donkey that a child would ride on? You could use a scooter, a chair on wheels or a large plastic box that slides along the floor or a leader on all fours. Have the children get some jumpers or coats to lay on the floor in front of Jesus?

Have a child pretend to be Jesus on the donkey. All the other children can practise singing, dancing and shouting praise to Jesus. Give them words to shout, "Jesus is God's king!" and, "Thank God for our king." They can use different ways to show how excited they are; dancing, shouting, singing their favourite worship song.

Then they can practise being the angry Pharisees. Can they make an angry face? Tell them to shout at Jesus, "Tell them to stop singing!" and "He's not the king!"

Have the child act out Jesus' response "If they keep quiet, the stones will cry out." The rest of the children can pretend to be shouting stones - the children will enjoy how silly it is for stones to be shouting.

Once you have gone through the story, make sure you tell the children a point or two about what this story teaches us about Jesus. Keep in mind the Big Idea and the questions you thought through in Take 10 minutes to focus. Try to keep this short and simple. A way to help the children remember the main teaching point is to teach it to them as a memory sentence. Come up with a short sentence that sums up the main teaching point and get the children to repeat it back to you a few times.

### Try something different

Play the children a sketch about speaking stones from the Faith in Kids podcast. This can be found in Faith in KIDS #1 The Return of the King (14 January 2019). Play from 11:16 (finishes at 14:26).



## BRAIN BREAK

### Play Time

Give each child a chance to pretend to be Jesus riding in on a donkey like you did in Teaching Time. As each child has their turn, the other children cheer and shout. Can they remember what they shouted to Jesus? Can they remember how they felt? Can they dance as they shout? You could play a worship song for them to sing

continued →



Use a suitable Bible translation - we use the International Children's Bible (found online at [www.biblegateway.com](http://www.biblegateway.com)).

A chance to rest the children's minds before Heart and Hands. Get moving and have fun with this game.







## HEART & HANDS

### Craft Time

**Decorate a Singing Stone.** The children can paint, decorate or draw on a small stone as if it's singing praise to Jesus. Ask them what it would be shouting out to Jesus. What would they like to shout out to Jesus? This is your opportunity to make things personal. Use this craft time to reinforce the **Big Idea** of the lesson to get them ready for **Think Time**.

### Think time

Use the illustrations to help the children remember the story. Help them to see the different responses of people to Jesus when he arrived in Jerusalem.

**Big question:** Why did the crowds shout praise at Jesus? Because he is God's amazing king!

**A follow up question:** What would you like to shout to Jesus?

### Pray

Dear Father, thank you for our amazing king, Jesus. Amen.



*Make a craft and have a chat. Give the children time to reflect on today's big truth, so it can impact their hearts.*






## Discoverers (5-7s)



### GET GOING

#### Who would you like to meet and why?

If the children could meet their favourite character, who would it be and why? Show pictures of book/TV/movie characters to give ideas. Ask for suggestions of their favourites. Why do they like them? Do they have special powers or are they kind/funny/adventurous? Talk about why they think these characters are so great and how exciting it would be to meet them. What would you say to them?

 **Link:** Jesus is God's amazing king. In today's story, people shouted out about Jesus because they were so excited to see him.



### TEACHING TIME

Give the children parts from the story. One or two of the children can be the disciples who are sent to fetch the donkey; one can be Jesus. Throw a coat over a chair, scooter or a buggy or just leave the chair empty and imagine Jesus is there. You can have members of the crowd who cheer and shout. One or two of the children can be Pharisees.

Read out the text of the Bible passage (use the International Children's Bible version), pausing to help the children do what it says. This is a party, with a great noise and real celebration. Can you help the children to create this atmosphere? Can they make suggestions about what they would do if they were this excited to see Jesus coming past? What would they have shouted?

Help the children to understand why the Pharisees were so angry and what they might have been saying to each other, before they shouted at Jesus, "Teacher, tell this crowd not to shout these things."

Look at Jesus' response. If the crowd was stopped, creation would still shout out! Encourage the children to imagine stones shouting out to Jesus. What would they say?

continued →



### Notes

*Flexible resource: look at all the lesson plans, pick what works for your group.*

*Use this activity to introduce today's theme.*

*Use a suitable Bible translation - we use the International Children's Bible (found online at [www.biblegateway.com](http://www.biblegateway.com)).*

Once you have gone through the story, make sure you tell the children a point or two about what this story teaches us about Jesus.

## Try something different

Play the children a sketch about speaking stones from the Faith in Kids Podcast. This can be found in Faith in KIDS #1 The Return of the King (14 January 2019). Play from 11:16 (finishes at 14:26).



*A chance to rest the children's minds before Heart and Hands. Get moving and have fun with this game.*




## BRAIN BREAK

### Say & Do

For each of these commands, give the children a linked action to perform. Call out the commands at random. How quickly can they get into position?

- Ride a donkey – In pairs, one is on all fours, while the other sits on their back (gently!)
- Jesus is coming – All run to the door and wait quietly
- Coats on the floor – Lie down on the floor pretending to be a coat
- Shout to Jesus – Standing up with hands up to mouth and shout "Jesus is the king!"
- Be a stone – Curl up into a ball on the floor, then shout, "Jesus!"

 **Link:** When Jesus rode into Jerusalem, the crowds were so excited because they thought Jesus had come to be crowned as king so they praised him.



## HEART & HANDS

### Craft Time

The children can paint, decorate or draw on a small stone as if it's singing praise to Jesus. Give each child a speech bubble on a piece of card. Stick the rock to the card. Help the younger ones or if they can then get them to write out what the stone would be shouting to Jesus. Ask them about what they would shout. This is your opportunity to make things personal. Use this craft time to reinforce the **Big Idea** of the lesson to get them ready for **Think Time**.

### Think Time

Use the illustrations to help the children remember the story. Help them to see the different responses of people to Jesus when he arrived in Jerusalem.

*Make a craft and have a chat. Give the children time to reflect on today's big truth, so it can impact their hearts. We have found that this is where children make the most progress relating the Bible to their everyday lives. Please leave enough time for this section.*

continued →



**Use the worksheet to aid your discussion.** Worksheet A (page 20) is the suggested sheet for this age group. If possible, enlarge the page to A3 so you can work on it together.



### Did you spot it?

- What was Jesus riding when he arrived in Jerusalem?
- What else happened as he rode in?

### Work it out

- Where on the scale on the worksheet would the crowd be? Why do you think the crowds were so happy?
- Where on the scale on the worksheet would the Pharisees be? Why do you think the Pharisees were so angry?

### Live it out

- Imagine being so excited about a man that you shout, sing and dance in the street as he rides past!
- **Key Questions:** What do you think is the best thing about Jesus and why? Fill in the speech bubbles on the worksheet. What is it about him that would make you want to dance, shout and sing?

### Prayer Idea

Dear Father, thank you that Jesus is the best because he \_\_\_\_\_ ! Amen.





# Adventurers (8–11s)

## Go! GET GOING

Have some pictures prepared showing the welcome different famous people are given: Red carpet for film stars, screaming fans for pop stars, cheering stadium for a sports team, military parade for heads of state, golden carriages, flag waving and body guards. Think about what this tells us about these famous people.

➔ **Link:** Jesus didn't arrive like important or famous people, who want to look impressive and powerful. But the crowd wanted to cheer and sing. Let's find out why Jesus deserves to be praised.

## TEACHING TIME

Start by doing a quick drama of Luke 19:35–40. At major points in the story, stop and ask the children "What do you think that would have looked like? Can you act it out?" Then sit down with Bibles open. On a large sheet of paper draw the table below:

	The crowds shouted praise (v38)	The Pharisees complained (v39)
What do they mean by what they say?		
How are they feeling?		
What do they think of Jesus?		

continued →



## Notes

*Flexible resource: look at all the lesson plans, pick what works for your group.*

*Use this activity to introduce today's theme.*

*Use a suitable Bible translation - we use the International Children's Bible (found online at [www.biblegateway.com](http://www.biblegateway.com)).*

Once you have gone through the passage, make sure you tell the children a point or two about what this teaches us about Jesus as God's king.



## Optional addition


Have a print out of Zechariah 9:9-10. Start by explaining that this promise of a king was given by God to Zechariah 500 years before Jesus rode into Jerusalem. He lived at a time when God's people had just been allowed back to Jerusalem, after 70 years of being kept away. When they arrived back it was in ruins. How do you think they felt?

As you look at Zechariah 9:9-10, circle anything that describes the king. What do we learn about him in this promise? Can you put it into your own words? Help the children to see that as the crowds cheered their king (in Luke 19) they would have been thinking about these promises. Which of the promises here would they have been most looking forward to?

## BRAIN BREAK

Explain that one of the children is going to step outside the door, wait for a signal and then walk in. The group will decide on who they will pretend that this child is - a particular person or character. So you could pretend the child walking in is a sports star, or the Prime Minister, or a film star or someone famous from history or just an ordinary child - themselves! As the child walks into the room the group will behave as if that's the case. For each different person get the children to think carefully about how they would behave, what they would shout and how they would feel. The child walking in could guess who they are.

*A chance to rest the children's minds before Heart and Hands. Get moving and have fun with this game.*

 **Link:** We treat people differently. Even different famous people would be treated differently by us. Today's story showed the different responses to Jesus. What will your response be?

## HEART & HANDS

Use the illustrations to help the children remember the story. Help them to see the different responses of people to Jesus when he arrived in Jerusalem.

**Use the worksheet to aid your discussion.** Worksheet B (page 21) is the suggested sheet for this age group. If possible, enlarge the page to A3 so you can work on it together.

## Did you spot it?

If you were reporters at the scene, what would you tell your viewers about what had happened? Use the pictures on the worksheet to give the children ideas of what they could talk about.

continued →

*We have found that this is where children make the most progress relating the Bible to their everyday lives. Please leave enough time for this section.*



## Work it out

- Why do you think the crowds were so happy? Write their ideas around the crowd on the worksheet. Use the thermometer to gauge how excited the crowd were.
- What did they believe about Jesus that made them go nuts for him?
- Was Jesus serious about the stones crying out? What did he mean by this?
- (If you looked at Zechariah 9) What was there in the promises that you would be excited about?

## Live it out

- **Key Questions:** Who would you shout out for? Whose arrival would get you singing and dancing? Do you have anything to shout out about for Jesus? Fill in the speech bubbles on the worksheet. Use the thermometer to gauge how excited they are about Jesus.

## Pray

Thank God for Jesus! What would you shout out as Jesus rides by? Turn that into a prayer.



## Mixed Ages (3–11s)

This component is suitable for a mixed group of children aged 3-11 years old. Use this if you are unable to break your group into smaller classes because of the number of children or leaders you have.



### Notes

*Flexible resource: look at all the lesson plans, pick what works for your group.*

*Use this activity to introduce today's theme.*


*Use a suitable Bible translation - we use the International Children's Bible (found online at [www.biblegateway.com](http://www.biblegateway.com)).*



### GET GOING

#### Who would you like to meet and why?

If the children could meet their favourite character, who would it be and why? Show pictures of book/TV/movie characters to give ideas. Ask them to tell the person next to them who their favourite character is and why. Let them feedback some of the answers. Why do they like them? Do they have special powers or are they kind/funny/adventurous? Ask them how they would react if their favourite character was to walk in the room now. What would they say to them? Get them to act out some reactions. You may even get some mixed reactions which ties in well with today's story.

 **Link:** Jesus is God's promised king. In today's story, people shouted out about Jesus because they were so excited to see him.



### TEACHING TIME

Give the children parts from the story. One or two of the children can be the disciples who are sent to fetch the donkey; one can be Jesus. Throw a coat over a chair or scooter to be the small donkey. You can have members of the crowd who cheer and shout. One or two of the children can be Pharisees.

Read out the text of the Bible passage (use the International Children's Bible version), pausing to help the children do what it says. This is a party, with a great noise and real celebration. Can you help the children to create this atmosphere? Let them shout out what the crowd shouted about Jesus.

Continue with the story to see how the Pharisees responded. Help the children to understand why the Pharisees were so angry and what they might have been saying to each other, before they shouted at Jesus, "Teacher, tell this crowd not to shout these things."

continued →



Finally, look at Jesus' response. If the crowd was stopped, creation would still shout out! Encourage the children to imagine stones shouting out to Jesus. What would they say?

Once you have gone through the story, make sure you tell the children a point or two about what this story teaches us about Jesus as God's promised king.

## Recap questions

- Why did the crowds shout praise at Jesus?
- Why do you think the Pharisees were so angry?
- What do you think is the best thing about Jesus and why?

## Try something different

Play the children a sketch about speaking stones from the Faith in Kids Podcast. This can be found in Faith in KIDS #1 The Return of the King (14 January 2019). Play from 11:16 (finishes at 14:26).




## BRAIN BREAK

## Say & Do

For each of these commands, give the children a linked action to perform. Call out the commands at random. How quickly can they get into position?

- Ride a donkey - In pairs, one is on all fours, while the other sits on their back (gently!)
- Jesus is coming - All run to the door and wait quietly
- Coats on the floor - Lie down on the floor pretending to be a coat
- Shout to Jesus - Standing up with hands up to mouth and shout "Jesus is the king!"
- Be a stone - Curl up into a ball on the floor, then shout, "Jesus!"

*A chance to rest the children's minds before Heart and Hands. Get moving and have fun with this game.*

 **Link:** When Jesus rode into Jerusalem, the crowds were so excited because they thought Jesus had come to be crowned as king so they praised him.




## HEART & HANDS


Use the illustrations to help the children remember the story. Help them to see the different responses of people to Jesus when he arrived in Jerusalem.

Depending on your children, use the age group craft/worksheet and questions that best suit them.

*We have found that this is where children make the most progress relating the Bible to their everyday lives. Please leave enough time for this section.*











## DID YOU SPOT IT?

What was Jesus riding when he arrived in Jerusalem?




## WORK IT OUT



## LIVE IT OUT


What would you shout about Jesus?





## DID YOU SPOT IT?

If you were reporters at the scene, what would you tell your viewers about what had happened?




## WORK IT OUT

Why do you think the crowds were so happy?



## LIVE IT OUT

What would you shout about Jesus?





# Take Home Truth

Use these questions to get a conversation started about today's lesson with your child. Pick a time that sets you up for success – maybe in the car on the way home or before bedtime. Make yourself part of the conversation, give your own ideas – this is not a test!




## Big Idea:

Jesus arrived in Jerusalem as God's King coming home, but some people were angry because they thought Jesus was just an ordinary man.



## Faith in Kids looks like:

...children who see Jesus is God's promised king who must be praised.



## 3-5s

- Why did the crowds shout praise at Jesus? Because he is God's amazing king!
- What would you like to shout to Jesus?



## 5-7s


- What happened when Jesus rode into Jerusalem?
- Is there anything you know about Jesus that would make you shout, sing and dance?



## 8-11s

- Have you ever shouted or sung for anyone as they arrived?
- What do you know about Jesus that you would shout and sing about?





# The Wonder of Easter

**Faith in Kids exists to encourage, inspire and equip influencers of faith in children with support, training and resources.**

## **Partner with us**

We can offer this resource free of charge to churches everywhere because of the generosity of our supporters – people like you! Please consider partnering with us by giving monthly so that we can continue writing new resources.

To support us, please **click the link** or email us at **[info@faithinkids.org](mailto:info@faithinkids.org)**



**[www.faithinkids.org](http://www.faithinkids.org)**

© 2025 Faith in Kids

