


# The 'Sketch' Drawings for Bill and Ted Skits

Sketch A

Sketch B

Day 1




Day 2



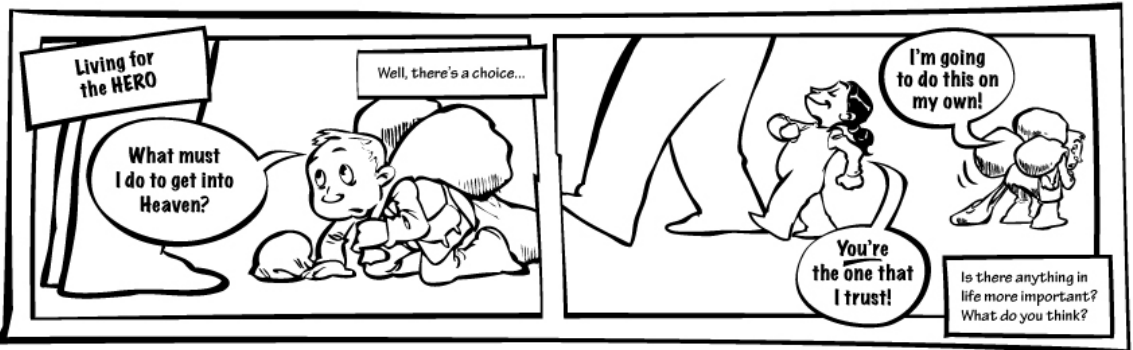
Day 3





Day 4




Day 5 /  
Sunday




## The Hero's Super Power & Our Weaknesses (Mark 2:1-12)



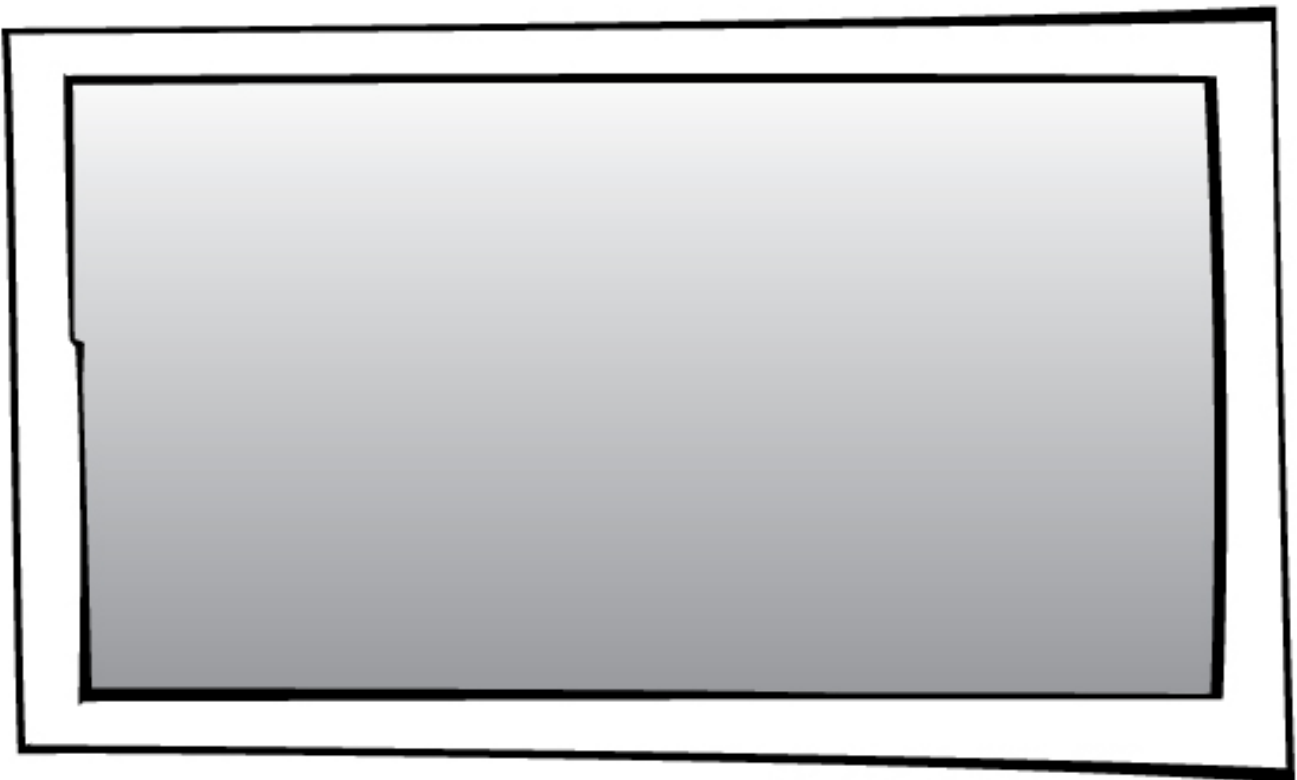
# The Hero's Super Power & Our Weaknesses (Mark 2:1-12)



Cut out the various shapes, paste them into your workbook and then fill in the speech bubbles as shown in the cartoon strip above. Then feel free to colour in your very own cartoon how ever you like.




## The Hero's Secret Identity (Mark 8:22-31)





# The Hero's Secret Identity (Mark 8:22-31)



Cut out the various shapes, paste them into your workbook and then fill in the speech bubbles as shown in the cartoon strip above. Then feel free to colour in your very own cartoon how ever you like.




# The Hero's Big Rescue (Mark 15:1-39)








## The Hero's Big Rescue (Mark 15:1-39)



Cut out the various shapes, paste them into your workbook and then fill in the speech bubbles as shown in the cartoon strip above. Then feel free to colour in your very own cartoon how ever you like.

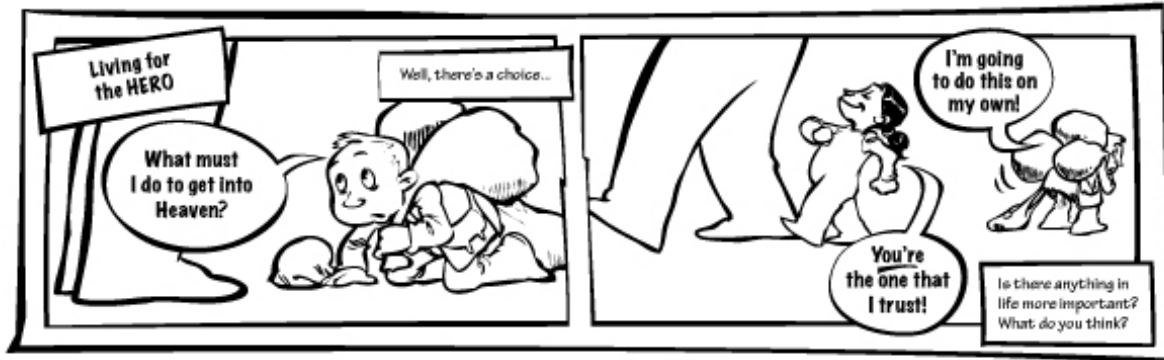


## Living for the Hero (Mark 10:17-31)





# Living for the Hero (Mark 10:17-31)



Cut out the various shapes, paste them into your workbook and then fill in the speech bubbles as shown in the cartoon strip above. Then feel free to colour in your very own cartoon how ever you like.

